



# Bib Apron in Coffee Color

Design & work: Anriko

Size: 90cm (body length)

have fun with KOKKA fabric! produced by **KOKKA**

**kokka-fabric.com**

The craft projects and works featured in kokka-fabric.com are strictly for personal use and enjoyment.  
Please refrain from selling handmade items using the same exact design (including the pieces made in different fabrics) featured in kokka-fabric.com.

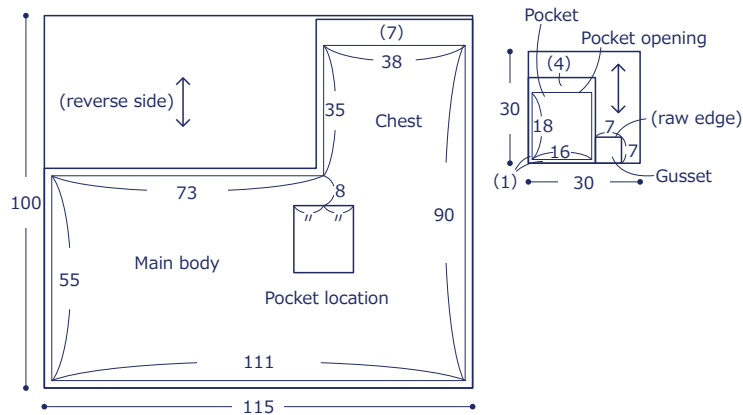
## Materials

- Fabric (body): 115cm wide × 1m  
(Gusset, Pocket (calico)): 30cm×30cm
- Fusible interfacing: 10cm×10cm
- Twilled tape: 2cm wide x 205cm

Fabric shown for this sample: P38300-301 (E)

## Pattern and Cutting Layout

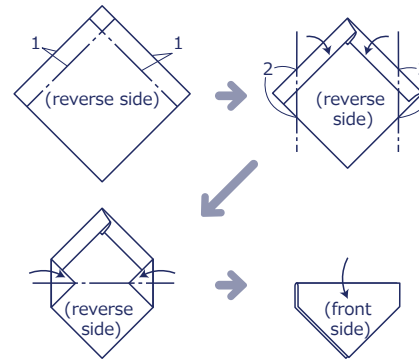
All measurements are in centimeters (cm).  
Numbers in ( ) denote seam allowance.  
Add 2cm seam allowance unless specified otherwise.



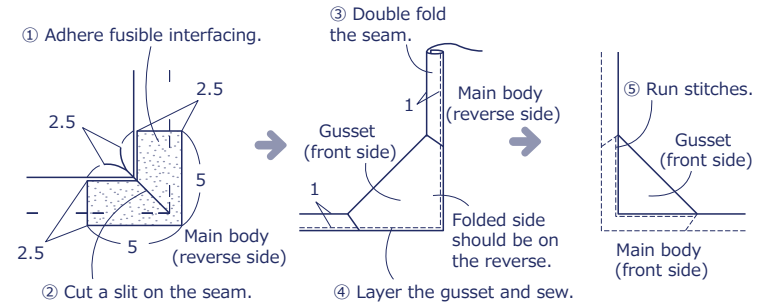
## Instructions

### 1. Fold the gusset

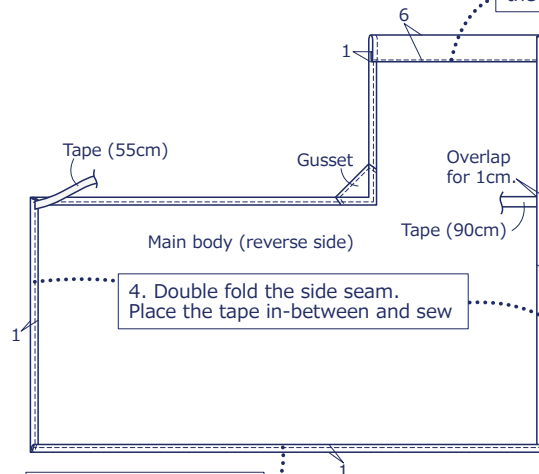
As shown, fold the fabric with the front sides facing outside.



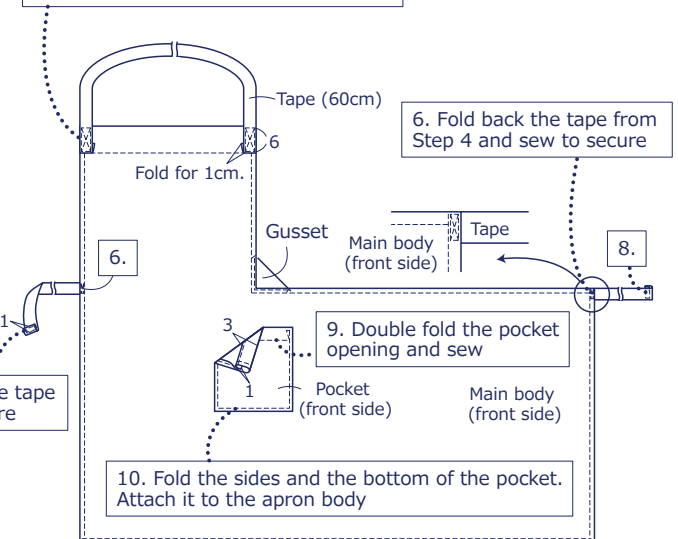
### 2. Attach the gusset



### 3. Double fold the top seam of the chest and run stitches



### 7. Place the tape on the chest and sew



### 5. Double fold the hem seam and sew

### 8. Double fold the edge of the tape from Step 4 and sew to secure

### 6. Fold back the tape from Step 4 and sew to secure

### 9. Double fold the pocket opening and sew

### 10. Fold the sides and the bottom of the pocket. Attach it to the apron body