



Large Square Bag in mori fabric

Design & work created by KOKKA Fabric

Size: 30cm (l) x 40cm (w) x 14cm (d)

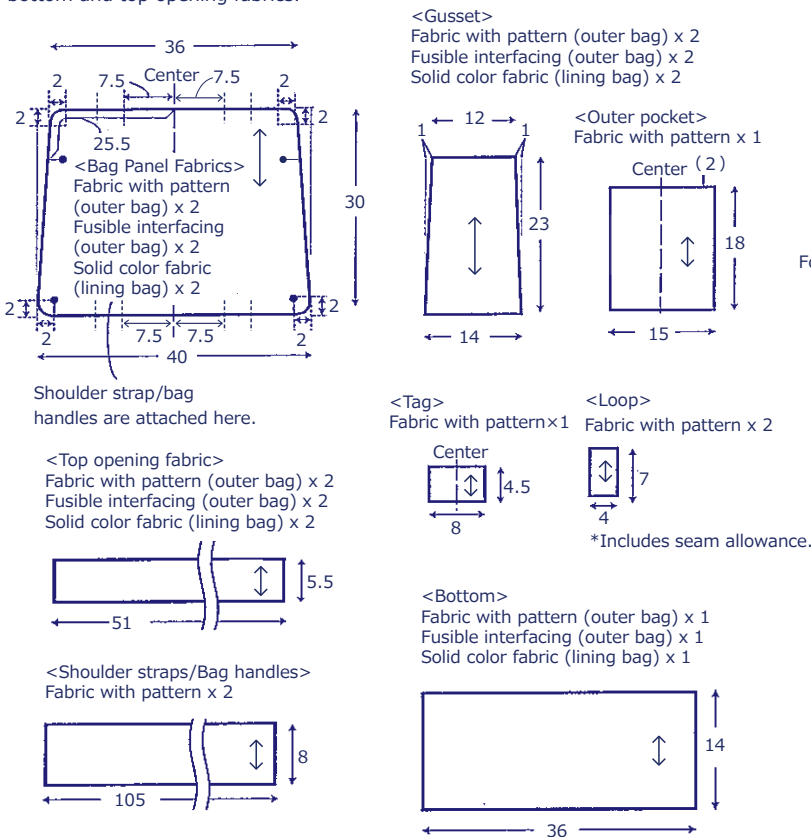
Materials

- Fabric (with pattern): 95cm (110cm wide)
- Fabric (solid color): 75cm (110cm wide)
- Fusible interfacing (middle thickness): 75cm (95cm wide)
- Zipper: One piece (length - 50cm)

Fabric shown for this sample: P32000-201 (D)

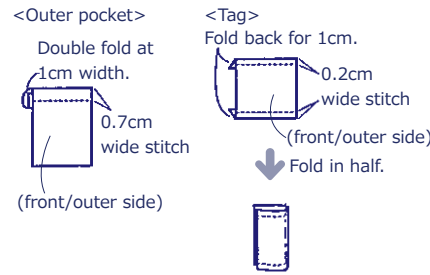
Cutting Layout

All measurements are in centimeters (cm). Numbers in () denote seam allowance.
All seam allowances 1cm unless otherwise stated.
Add the seam allowance when you cut the fabric.
Adhere fusible interfacing to all outer panel fabrics, gussets, bottom and top opening fabrics.

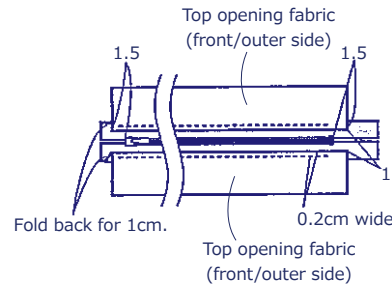


Instructions

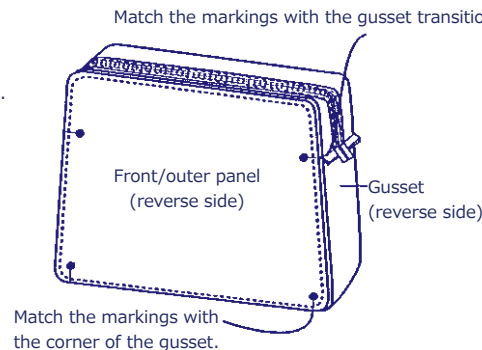
1. Prepare the outer pocket and make a tag.



5. Attach the zipper to the top opening fabric.

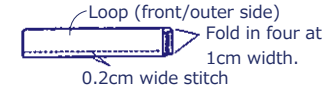


8. With front/outer sides facing each other, sew together the fabrics from Step 4 and Step 7, using the markings as a guide.

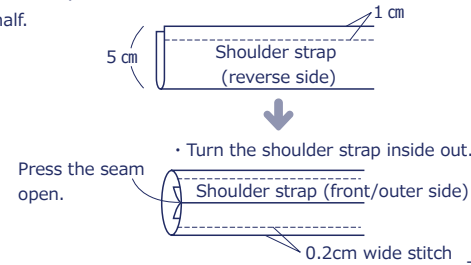


*Repeat the same process for the other side.

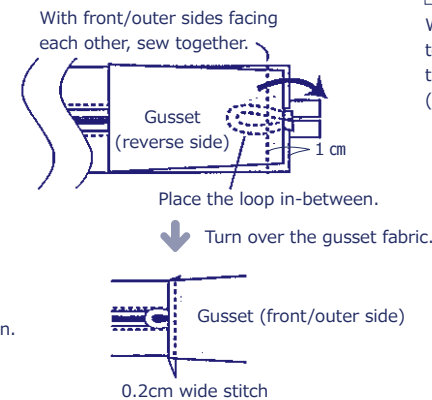
2. Make two loops.



3. Prepare two shoulder straps/bag handles.

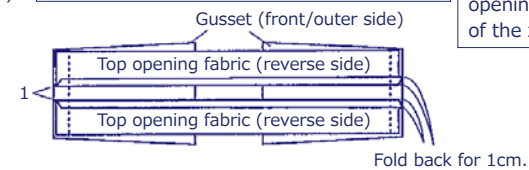


6. Attach the gusset to the side of the top opening fabric from Step 5.



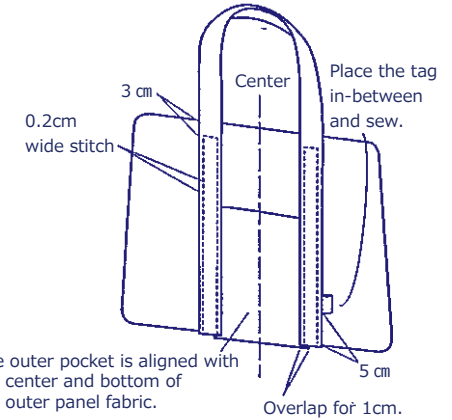
*Repeat the same process for the other side.

9. Sew together the top opening fabric of the lining bag and the gusset.



4. Prepare the outer panel for front/outer bag. (front/outer side)

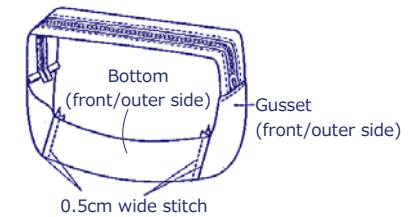
*Prepare the outer panel (reverse side) without a pocket and tag using the same instructions.



The outer pocket is aligned with the center and bottom of the outer panel fabric.

7. Attach the bottom to the gusset.

With front/outer sides facing each other, sew together the gusset and bottom fabrics. Press the seam down to the bottom side. Run topstitches. (Sew both edges to make a tube with gussets.)



10. As in Steps 7 and 8, sew together the gusset and bottom. With front/outer sides facing each other, sew together the panel fabrics.

11. With outer bag and lining bag's front/outer sides facing outside, attach the top opening fabric of the lining bag to the back of the zipper. Turn the bags inside out.

