



Runlala Rabbit Tote Bag

Design & work: Kokka Fabric

Size: about 30cm (l) x about 50cm (w)
about 20cm (h)
*not including handles

have fun with KOKKA fabric! produced by **KOKKA**

kokka-fabric.com

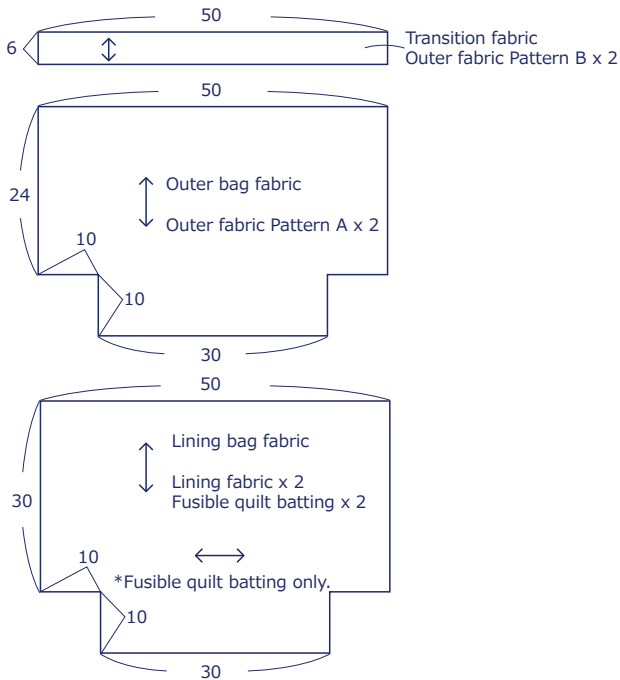
Materials

- Outer fabric Pattern A 40cm x 110cm or wider
- Outer fabric Pattern B 10cm x 110cm or wider
- Lining fabric 50cm x 110cm or wider
- Fusible quilt batting 60cm x 90cm or wider
- Tape for handles 100cm x 4.5cm wide

Fabric shown for this sample: P37900-900 (A)

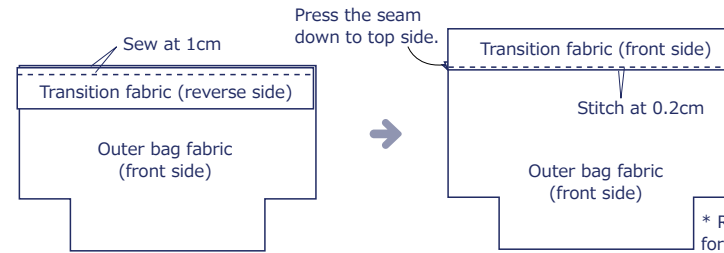
Pattern and Cutting Layout

All measurements are in centimeters (cm).
Add 1cm seam when cutting the fabric.

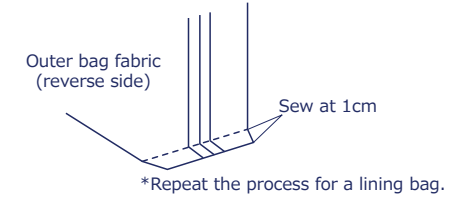


Instructions

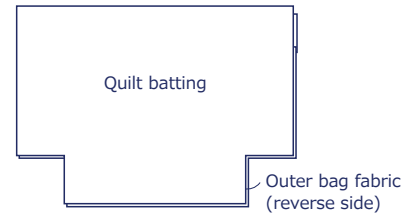
1. With front sides facing each other, sew together the outer bag fabric and transition fabric.



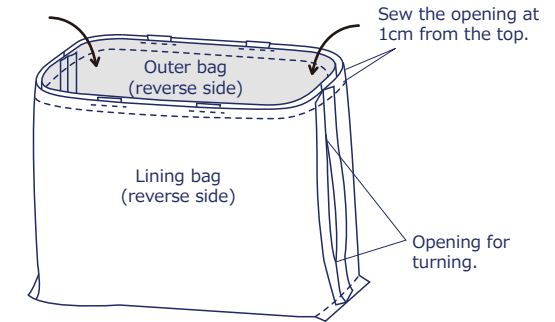
5. Sew the gussets.



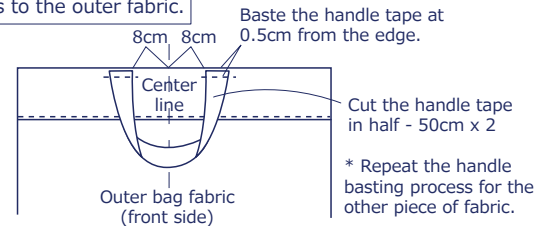
2. Adhere fusible quilt batting on the reverse side of the outer bag fabric.



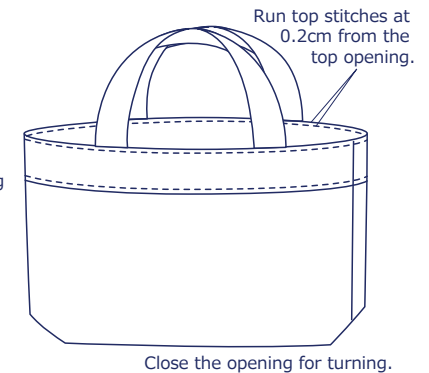
6. With front sides facing each other, sew together the outer bag and lining bag at the top opening.



3. Baste handles to the outer fabric.



7. Turn it inside out and close the opening for turning. Run top stitches at the opening to finish!



4. With front sides facing each other, sew together the outer fabrics and lining fabrics respectively at the bottom and the sides.

