Star Shaped Bib

Design & work: Kokka Fabric

Size: For babies

have fun with KOKKA fabric! produced by KOKKA

kokka-fabric.com

The craft projects and works featured in kokka-fabric.com are strictly for personal use and enjoyment. Please refrain from selling handmade items using the same exact design (including the pieces made in different fabrics) featured in kokka-fabric.com.

Materials

- □Outer Fabric: about 108cm wide x 40cm
- □Piping Tape: about 10mm wide x 120cm
- □Plastic Snap Button: about 9mm wide x One pair

Fabric shown for this sample: YKA-11060-1D

Pattern and Cutting Layout

Unit: cm Add 0.7cm seam when cutting the fabric.

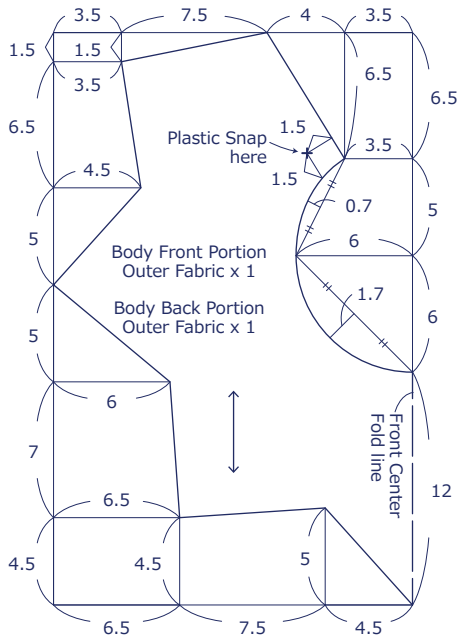

Instructions

Front Side - (FrS), Reverse Side (RvS)

1. Baste the piping tape on the body front portion

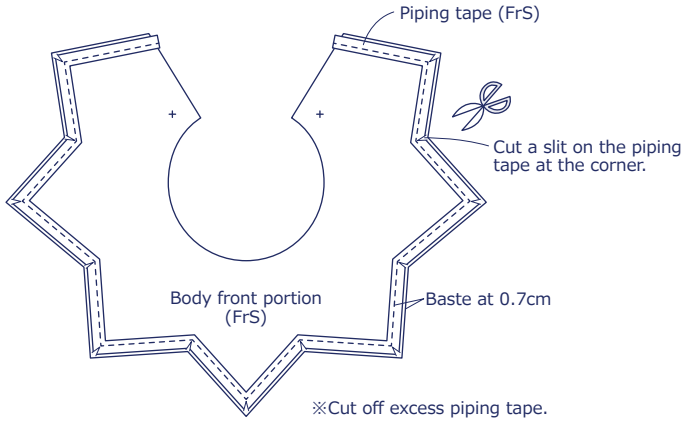

2. With the front sides facing each other, sew together the bodies

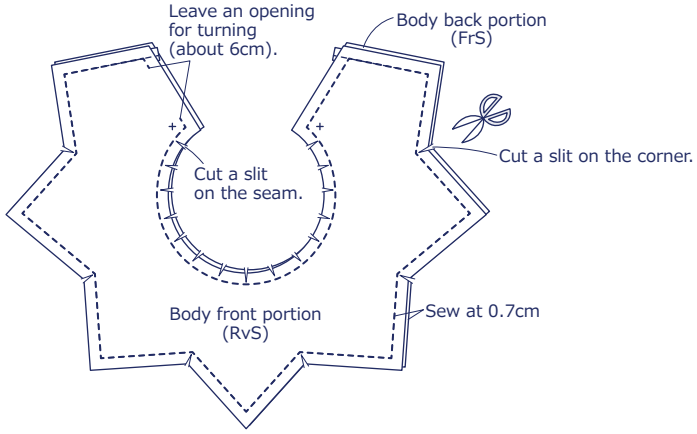

3. Turn it inside out and apply stitches

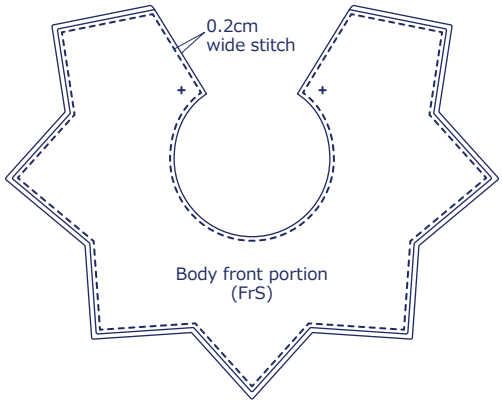
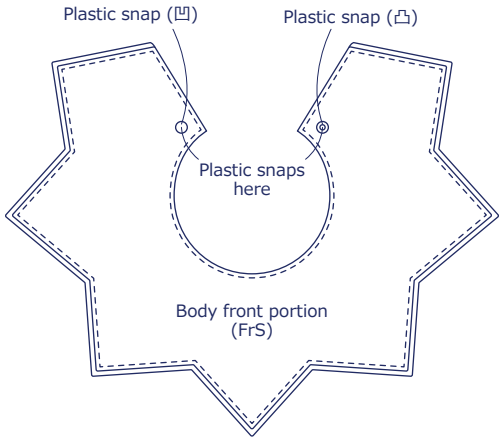
4. Attach the plastic snap button to finish