



V Neck Dress

Design & Work: Kokka Fabric

Size: M

Dress Length: approx.. 125.5cm

have fun with KOKKA fabric! produced by KOKKA

kokka-fabric.com

The craft projects and works featured in kokka-fabric.com are strictly for personal use and enjoyment. Please refrain from selling handmade items using the same exact design (including the pieces made in different fabrics) featured in kokka-fabric.com.

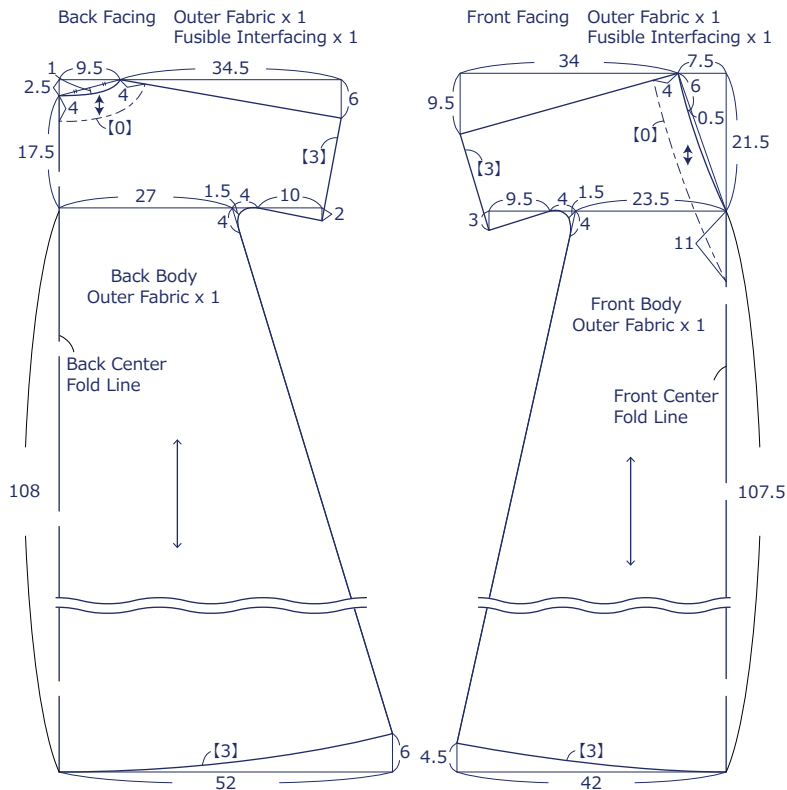
Materials

- Outer Fabric: approx. 110cm wide x 280cm
- Fusible Interfacing (light weight): approx. 90cm wide x 40cm

Fabric shown for this sample: YKA-36060-1A

Pattern

Unit: cm [] : denotes seam allowance
Add 1cm seam allowance unless specified otherwise

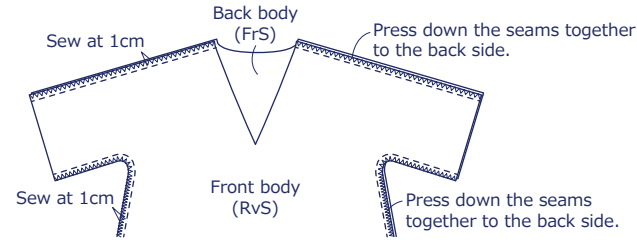


※ Adhere fusible interfacing on the back of the facing.

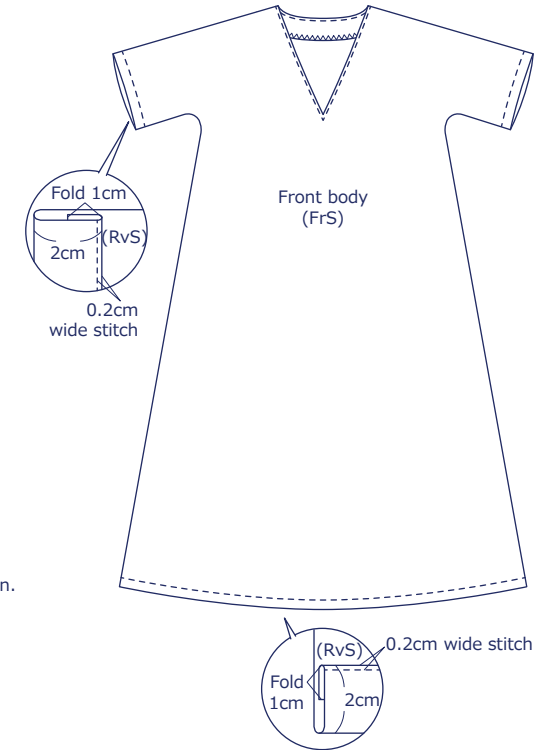
Instructions

Front Side - (FrS), Reverse Side - (RvS)

1. With the front sides facing each other, sew the shoulder and sides

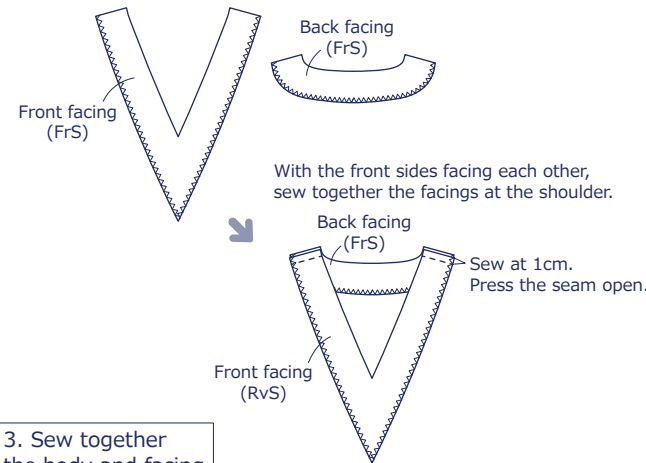


4. Fold the arm hole and hem in three and apply stitches to finish



2. Sew the facing

Apply zigzag stitches around the edges.



3. Sew together the body and facing

With the front sides facing each other, sew together the facing and body around the neckline.

Turn over the facing and apply stitches along the neckline.

