



echino decoro lamp shade

Design & work created by Anri

Size: 25cm (base diameter), 30cm (height)

have fun with KOKKA fabric! produced by KOKKA

kokka-fabric.com

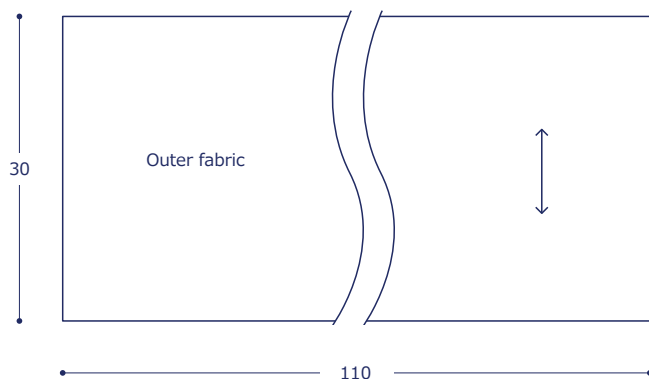
Materials

- Fabric (Outer Fabric) : 110cm (W) × 30cm (L)
- Interfacing: 110cm (W) × 30cm (L)
- Hand knitting cotton yarn (medium)
- Wire: 1.3m (1.5mm diameter)
- Thin linen tape: 2.2m (0.7cm-wide)

Fabric shown for this sample: echino decoro twin JG99550-51 (D)

Cutting layout

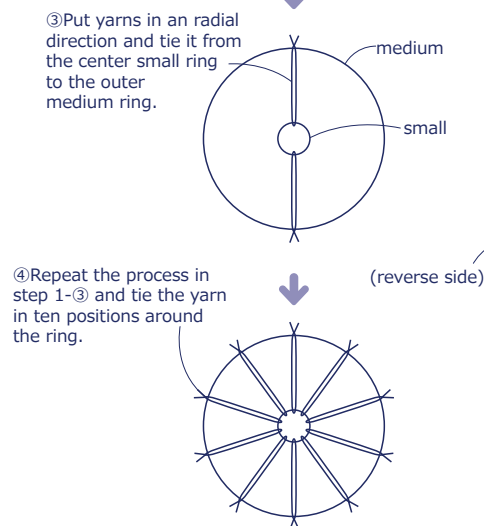
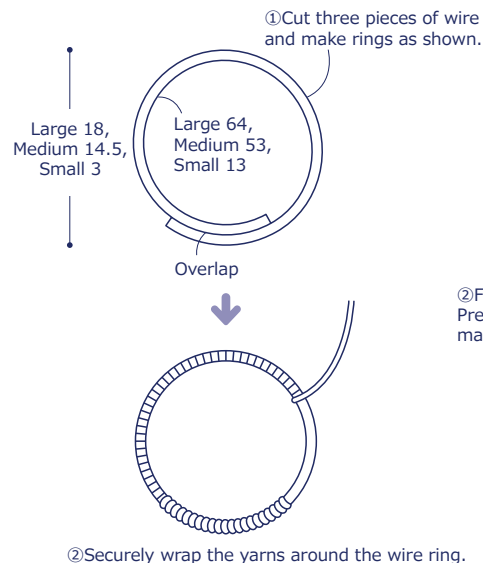
All measurements are in centimeters (cm). Cut out the edge of the fabric.



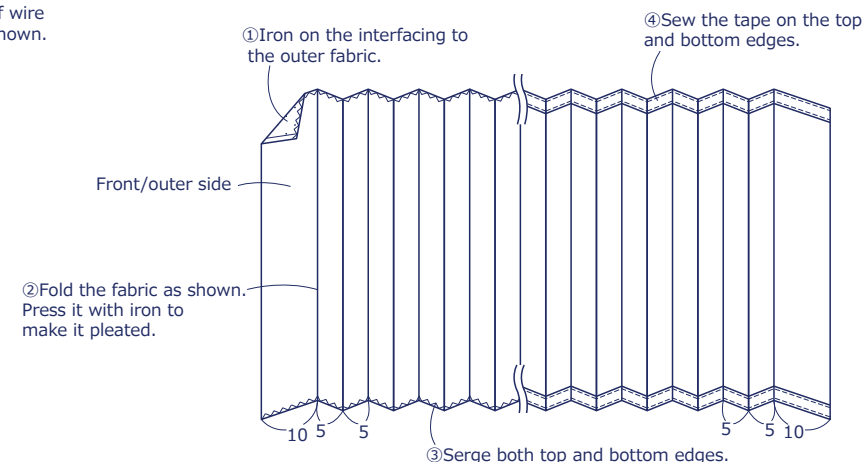
Warning: In order to avoid potential electric short or ignition, keep the shade and light bulb from touching each other. Please handle with extra care.

Instructions

1. Make wire ring bases.



2. Prepare the lampshade.



3. Finish the lampshade.

Sew the wire ring bases to the back of the fabric shade.

