



Mini purse with a drawstring bag

Design & work created by Kaori Sawa (Caunes+ Kaori*ri)

Size: 9cm (H), 16.5cm (W), 8cm (D)

have fun with KOKKA fabric! produced by KOKKA

kokka-fabric.com

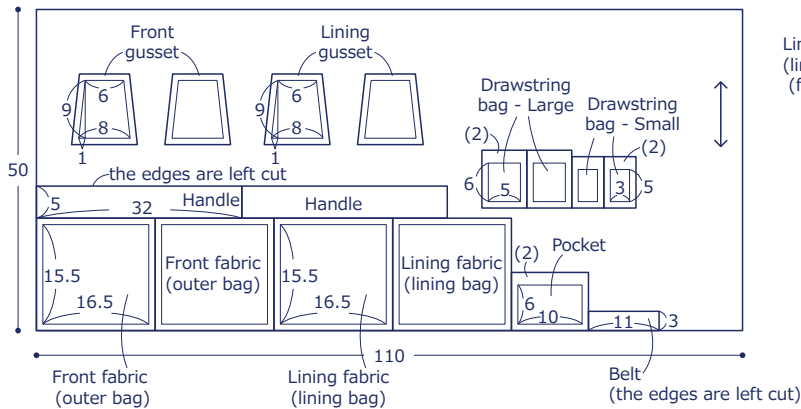
Materials

- Fabric: 110cm×50cm
- Interfacing: 70cm×20cm
- Zipper: 15.5cm – one piece
- Snaps: One set (0.7cm diameter)
- Drawstring: 80cm (0.1cm diameter)

Fabric shown for this sample: A toy chest JG36500-502(c)

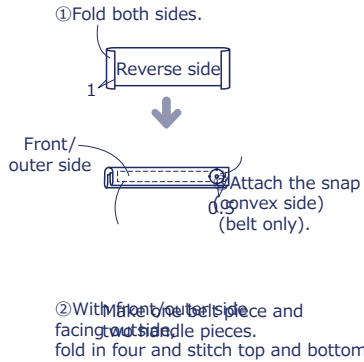
cutting layout

all measurements are in centimeters (cm).
add 1cm seam allowance unless specified.

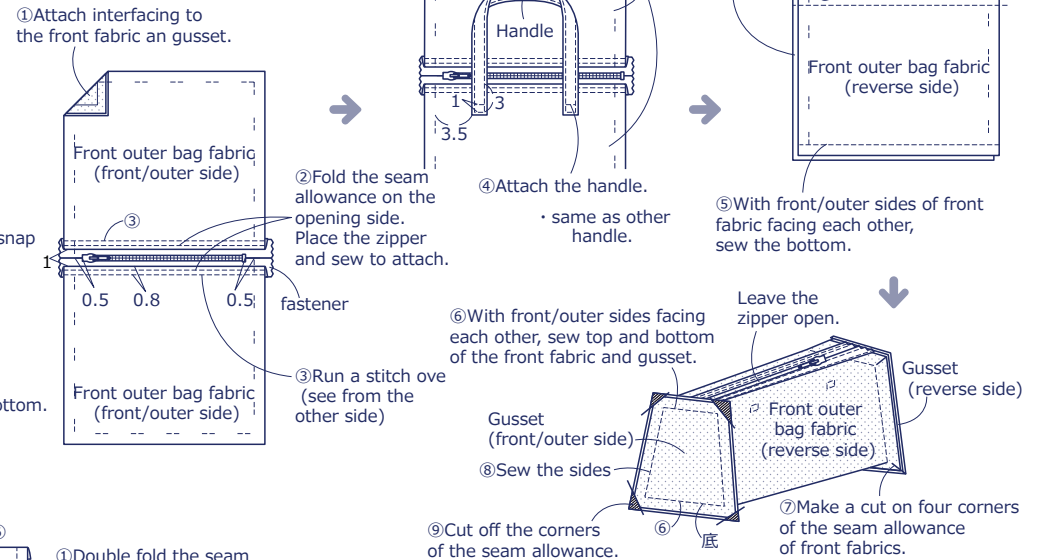


Instructions

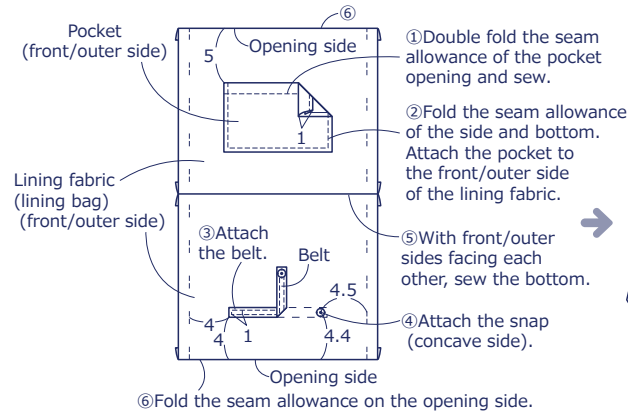
1. Make a belt and handles.



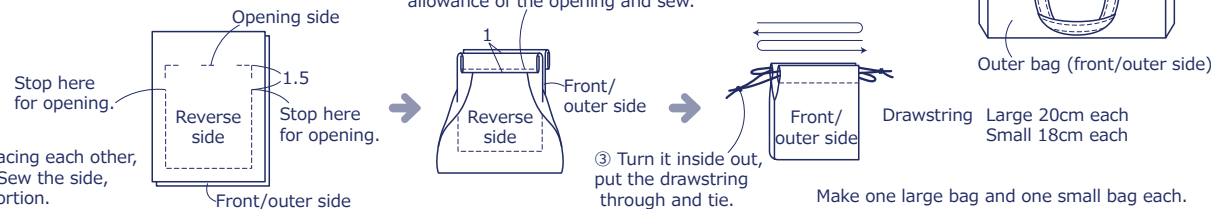
2. Make an outer bag.



3. Make a lining bag.



5. Make a drawstring bag.



4. Put together the outer bag and lining bag.

With front/outer side facing out, place together the outer bag and lining bag. Using blind stitches, attach the lining bag (opening side) to the zipper.

Make one large bag and one small bag each.