



Miniature Basket-Style Bag

Design & work created by Mioko Sugino (komihinata)

- Size: A about 5cm (w), 4cm (d), about 5cm (h)
 B about 5cm (w), 4cm (d), about 4cm (h)
 C about 5cm (w), 4cm (d), about 3cm (h)
 D about 3cm (w), 2cm (d), about 3cm (h)
 E about 2.5cm (w), 2cm (d), about 2.5cm (h)

Materials

- Fabric(Outer Fabric · Handle(B only)) : 55cm×60cm
(Lining Fabric) : 40cm×30cm
- Synthetic Leather Tape: 40cm (1cm width)
- Button (A): One each - 1.2cm diameter and 0.8cm diameter
(C): Two - 0.7cm diameter

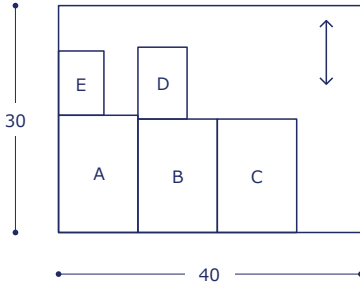
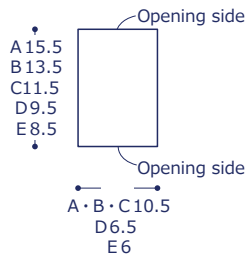
Fabric shown for this sample: ts_47 keltainen pöllö P27200-201 (B)

Cutting Layout

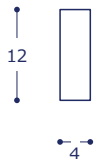
All measurements are in centimeters (cm). The edges are left cut.

Outer Fabric
Cut the pieces of the designs you like

Lining fabric
Cut the same size pieces as the outer fabric

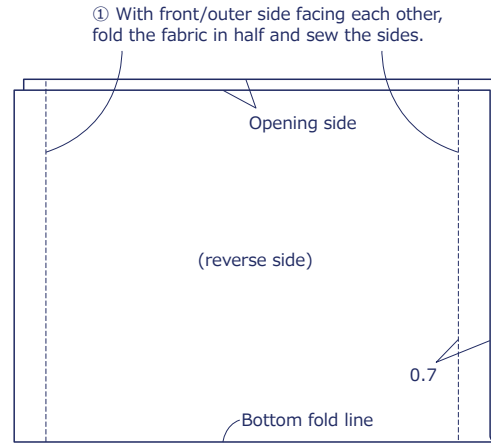


Handle (B only)
Cut the piece of the design you like



Instructions

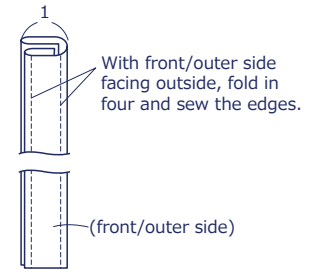
1. Make the outer bag.



2. Make the lining bag.

1. Make the bags as in Step 1.

3. Make the handle (for B only).



4. Put together the outer bag and lining bag.

