



# Rose corsage in double gauze fabric

Design & work created by titocetera

Size: about 7cm (diameter of the rolled rose)

have fun with KOKKA fabric! produced by KOKKA

kokka-fabric.com

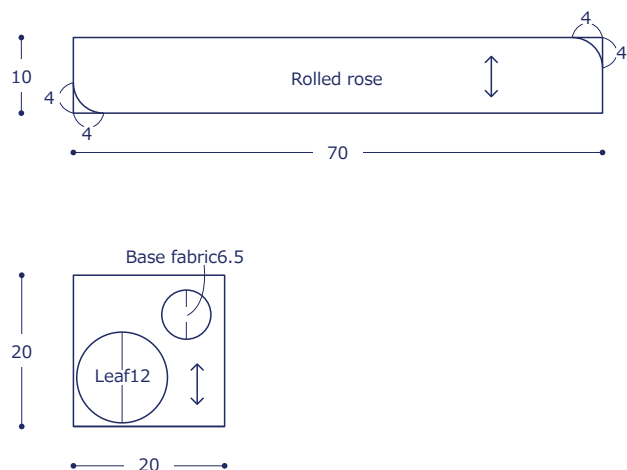
## Materials

- Fabric(Rose): 70cm×10cm  
(Leaf, Base fabric): 20cm×20cm
- Interfacing: 10cm×10cm
- Suede Tape: 50cm (0.5cm width)
- Broach pin: One piece (3.5cm length)

Fabric shown for this sample: (Rose)Joielinne P27000-700 (A)  
(Leaf, Base fabric)Joielinne P27010-10 (c)

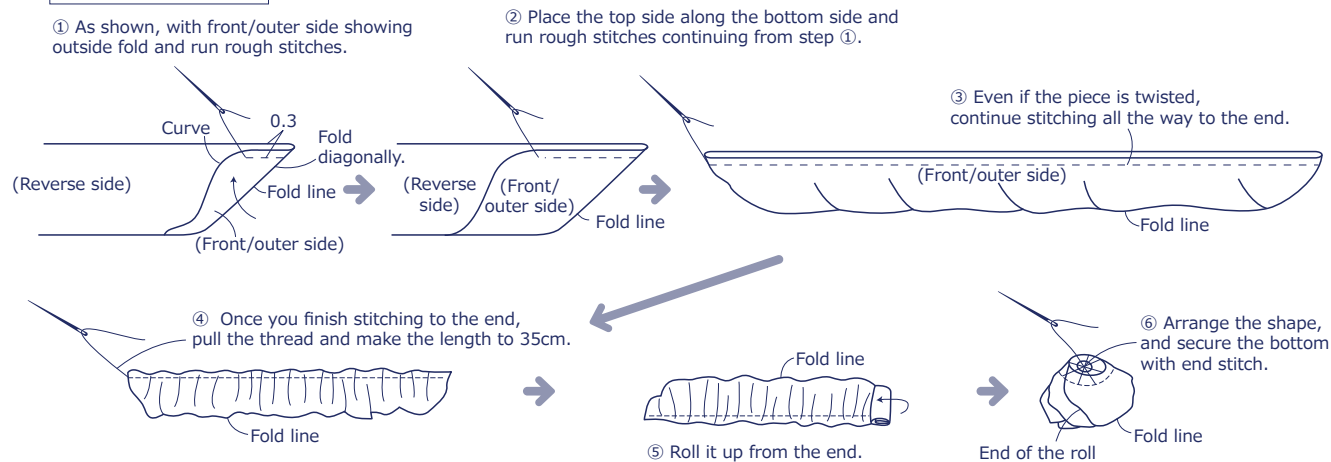
## Cutting Layout

All measurements are in centimeters (cm). The edges are left cut.

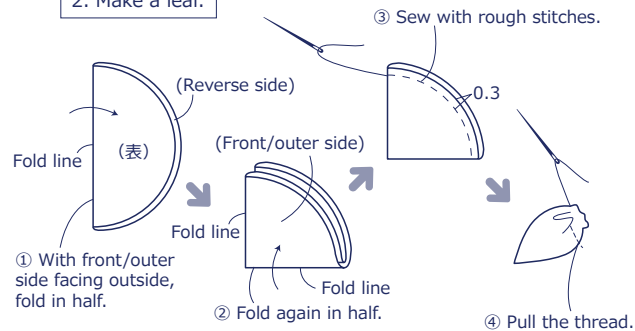


## Instructions

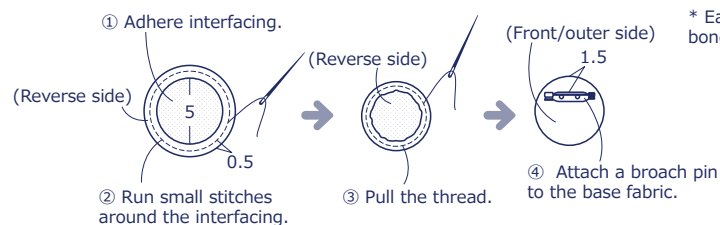
### 1. Make a rolled rose.



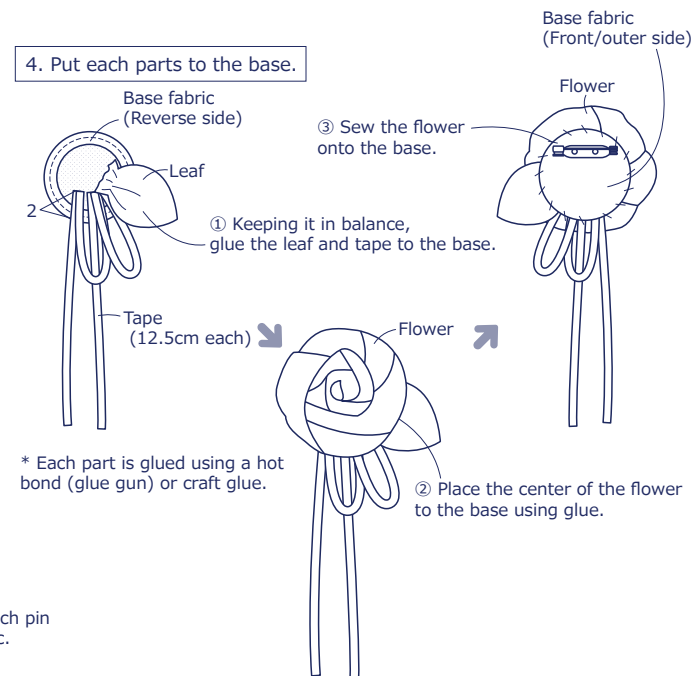
### 2. Make a leaf.



### 3. Make a base fabric.



### 4. Put each parts to the base.



\* Each part is glued using a hot bond (glue gun) or craft glue.