



Cotton Sateen Kid's Skirt

have fun with KOKKA fabric! produced by **KOKKA**

kokka-fabric.com

Design & work created by
Yuka Yonekura (Francesca*amam label)

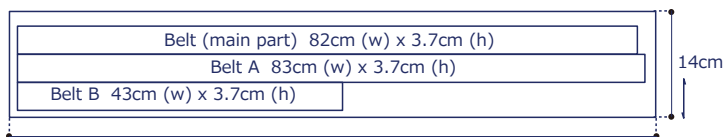
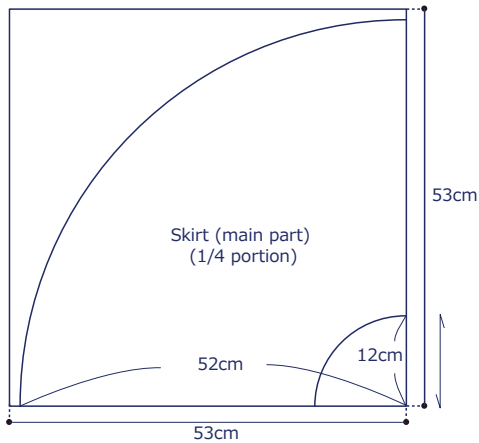
Size: 100–130cm Skirt length: 38.5cm

Materials

- Fabric (Main fabric: Skirt) 1.10m x 110cm wide
(Belt) Linen (solid color) 85cm x 14cm

Fabric shown for this sample: P33500-500 (D)

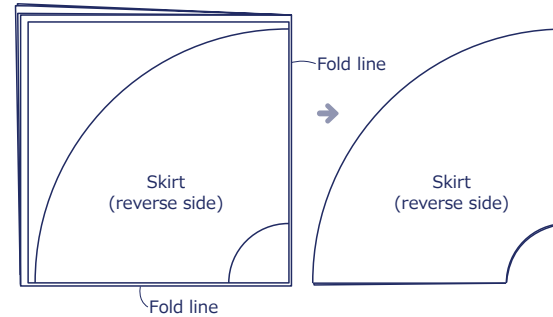
Pattern (for 1/4 portion)



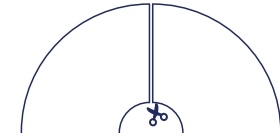
*Includes seam allowance. 85cm

Instructions

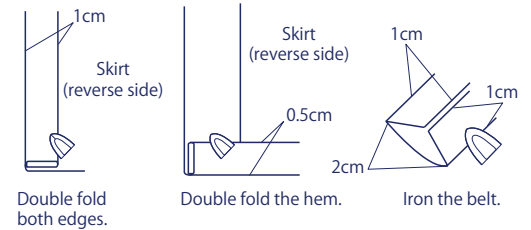
1. Trace the pattern and cut the fabric.



2. Cut only one of the four folding lines to create the fabric edge.

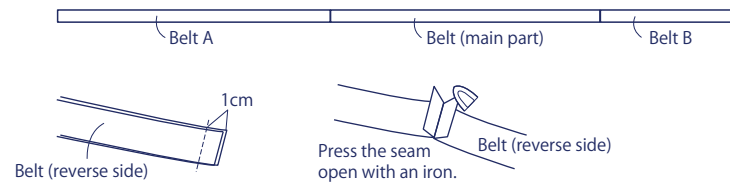


3. Iron both the edges and the hem of the skirt and the belt.

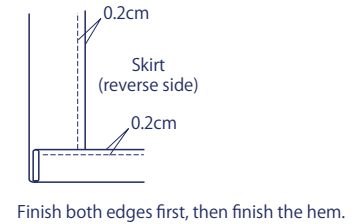


4. Make the belt.

Following the diagram, sew together the belt pieces, with front/outer sides facing each other.



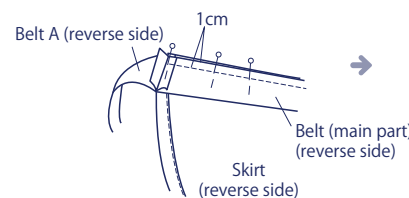
5. Finish both edges and the hem.



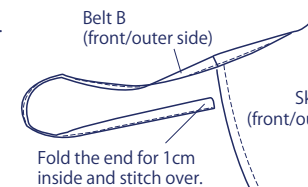
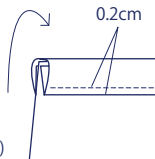
Finish both edges first, then finish the hem.

6. Attach the belt to the skirt.

Using the pieced joints as a mark, align the belt and skirt and pin them together.



Turn the belt over. Run top stitches to finish.



7. Finished.

