



Round Pouch

Design & Work: Kokka Fabric

Size:
about 10cm (l) x about 14cm (w) x about 8cm (d)

have fun with KOKKA fabric! produced by **KOKKA**

kokka-fabric.com

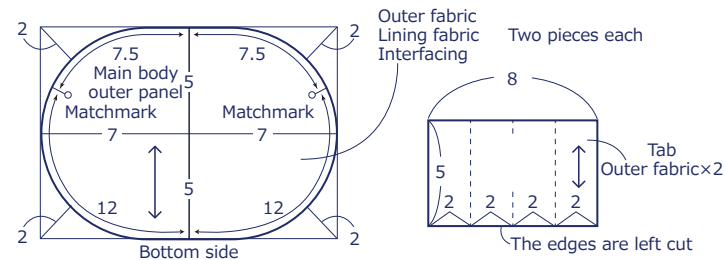
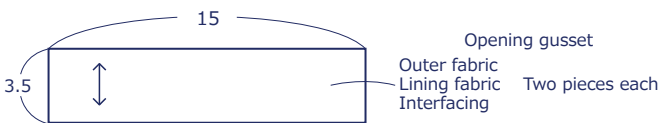
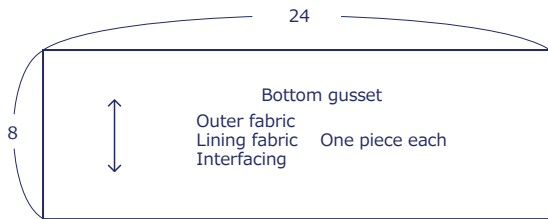
Materials

- Fabric (Outer fabric): 110cm wide × 20cm
(Lining fabric): 110cm wide × 20cm
- Interfacing: 90cm wide × 20cm
- Zipper: 20cm × One piece

Fabric shown for this sample: (Outer Fabric) P34200-200©

Pattern

*Seam allowance is not included. All measurements are in centimeters (cm).
All seam allowances 1cm unless otherwise stated.

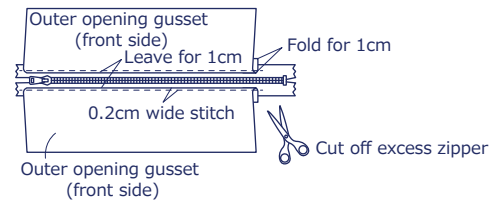


Instructions

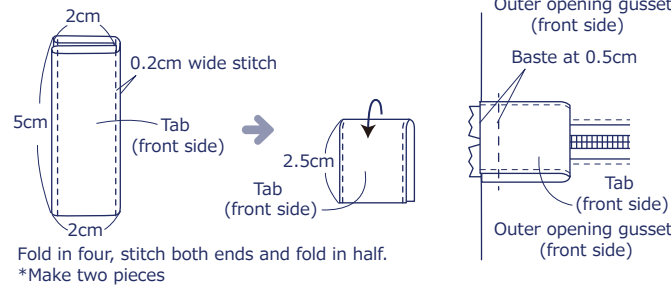
1. Attach interfacing on the back of the outer fabrics of main body panel fabric, opening gusset and bottom gusset.

2. Attach a zipper to the outer opening gusset.

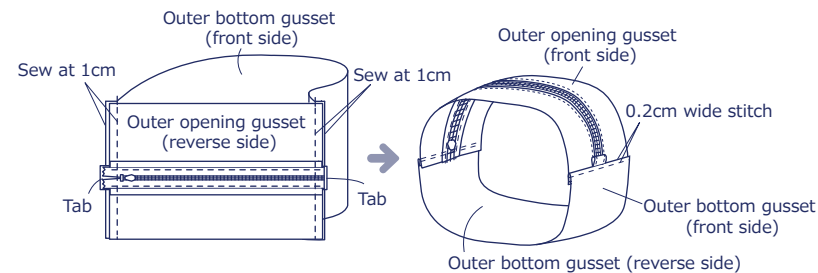
Fold the opening where zipper is attached. Layer it with the zipper and sew together.



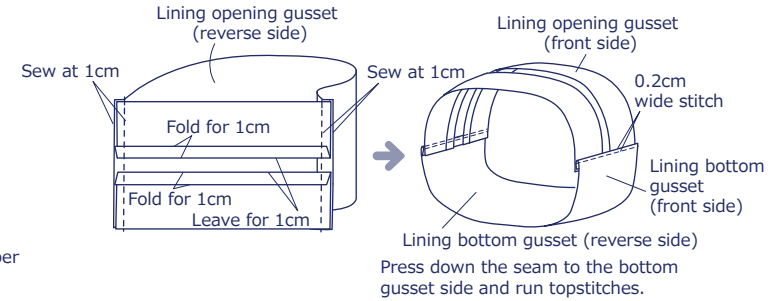
3. Make a tab. Fold in half and baste it to the outer opening gusset.



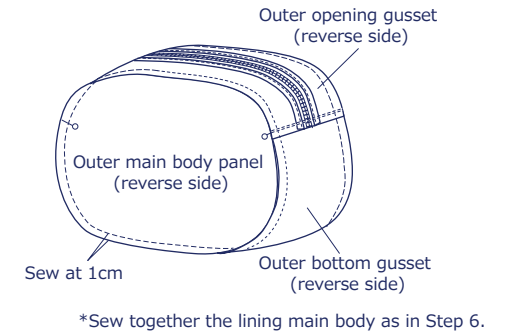
4. With front sides facing each other, sew together the outer opening gusset and outer bottom gusset.



5. With front sides facing each other, sew together the lining opening gusset and lining bottom gusset.



6. With front sides facing each other, sew together the main body and gussets.



7. With front sides facing outside, sew together the zipper and lining fabric at the top opening using blind stitches.

