



# Kid's Apron

Design & work: Masumi Saito (sinafuku)

Size: Refer to the diagram.

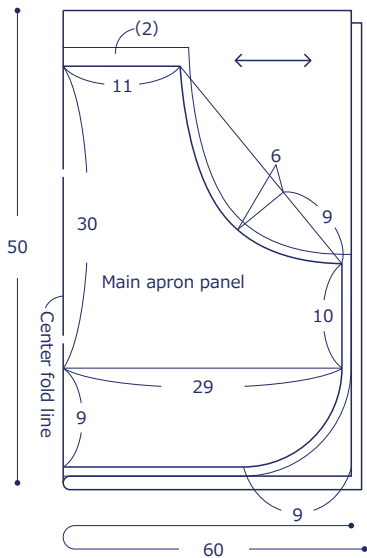
## Materials

- Fabric: 50cm×60cm
- Gathered lace: 90cm (2cm wide)
- Double-folded bias binding tape: 80cm (1.8cm wide)
- Rope: 2m (0.8cm wide)

Fabric shown for this sample: Cascade Stripes P35200-200(B)

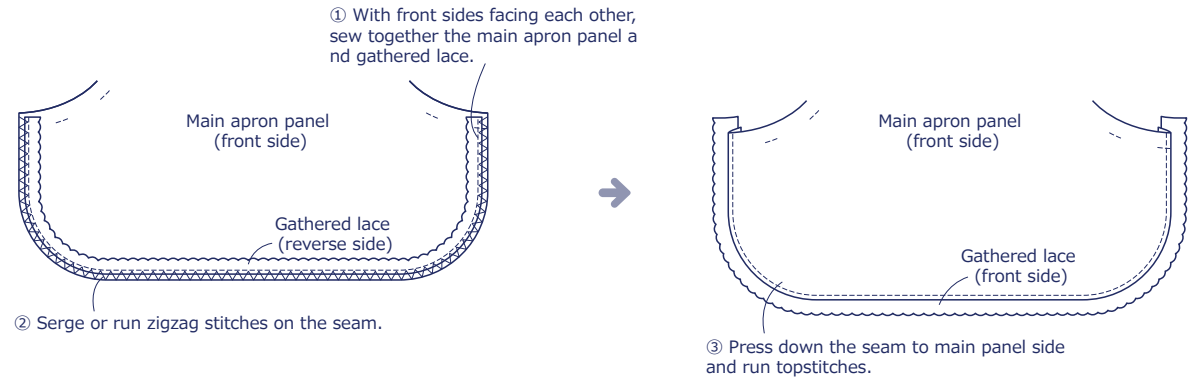
## Pattern and Cutting Layout

All measurements are in centimeters (cm).  
 Numbers in ( ) denote seam allowance.  
 All seam allowances 1cm unless otherwise stated.

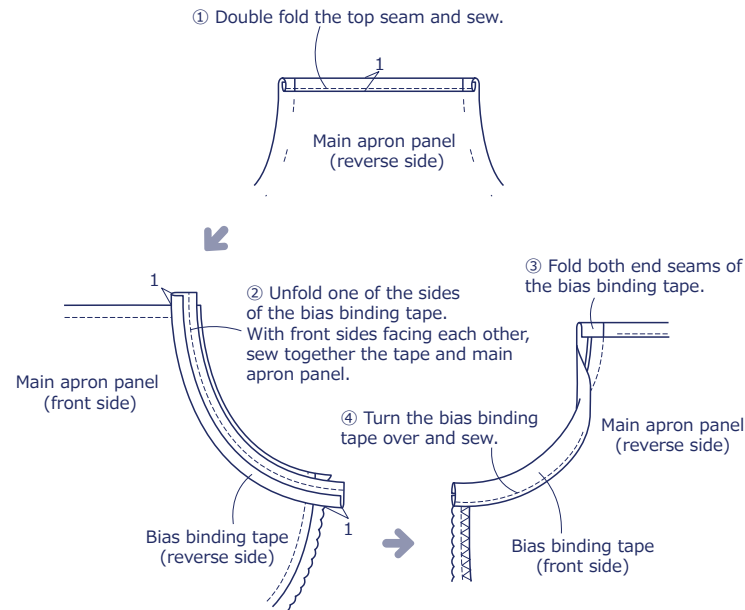


## Instructions

### 1. Attach the lace.



### 2. Make the loop for putting through the rope.



### 3. Put the rope through.

