



Small Bag in Parakeet Fabric

Design & Work: Kanae Nakayama

Size: About 12cm (l) 11cm (w) 4cm (d)

have fun with KOKKA fabric! produced by **KOKKA**

kokka-fabric.com

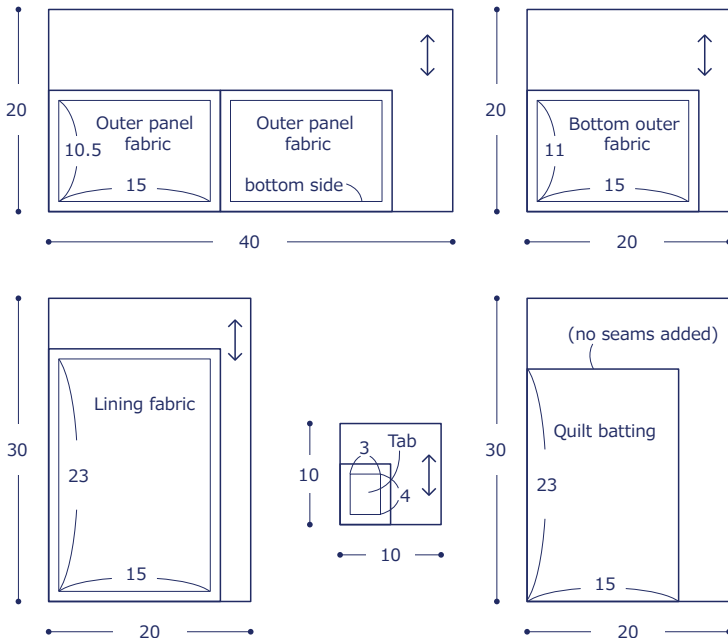
Materials

- Fabric (Outer panel): 40cm×20cm
(Bottom fabric (solid color)): 20cm×20cm
(Lining fabric (Gingham check)): 20cm×30cm
(Tab(Polka dot print)): 10cm×10cm
- Fusible quilt batting 20cm×30cm
- Handle with a metal clasp: 1 piece (23cm long)
- Spring clasp with a pin: One piece (12cm (l) x 1cm (w))

Fabric shown for this sample: (Outer panel fabric) P36100-100 (c)

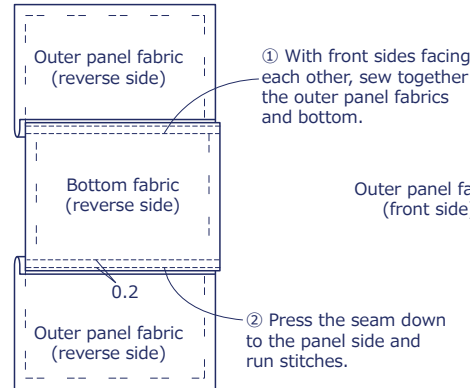
Pattern and Cutting Layout

All measurements are in centimeters (cm).
Add 1cm seam allowance to all pieces except quilt batting.

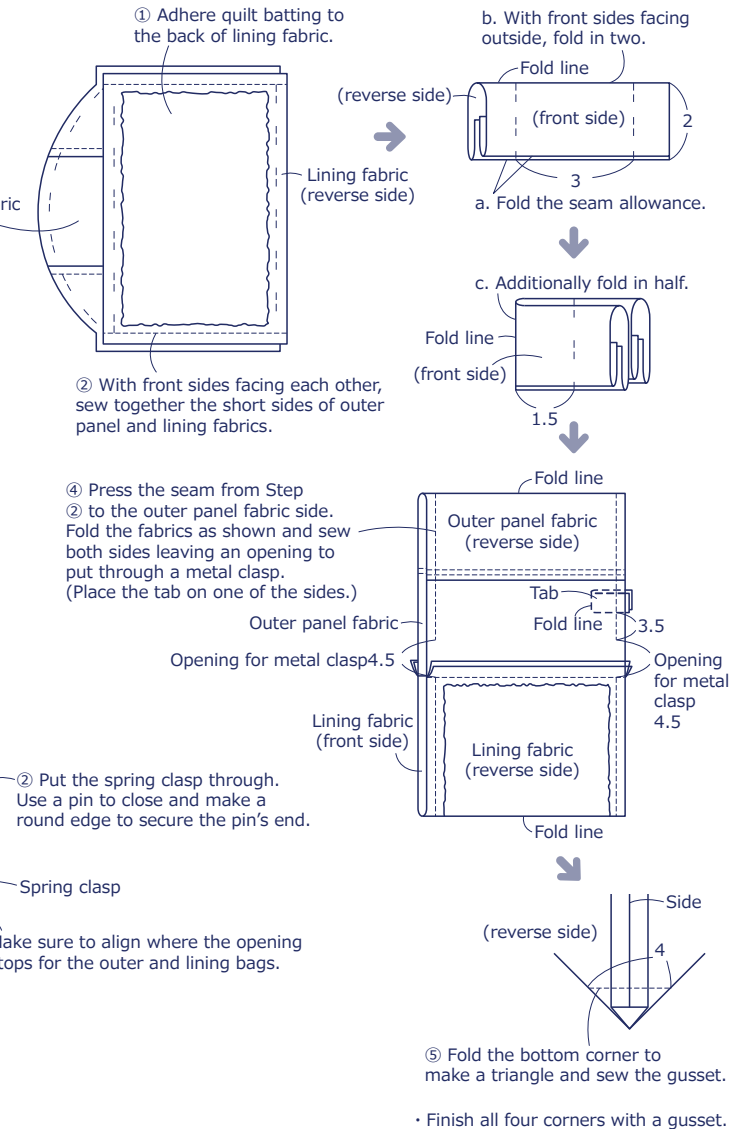


Instructions

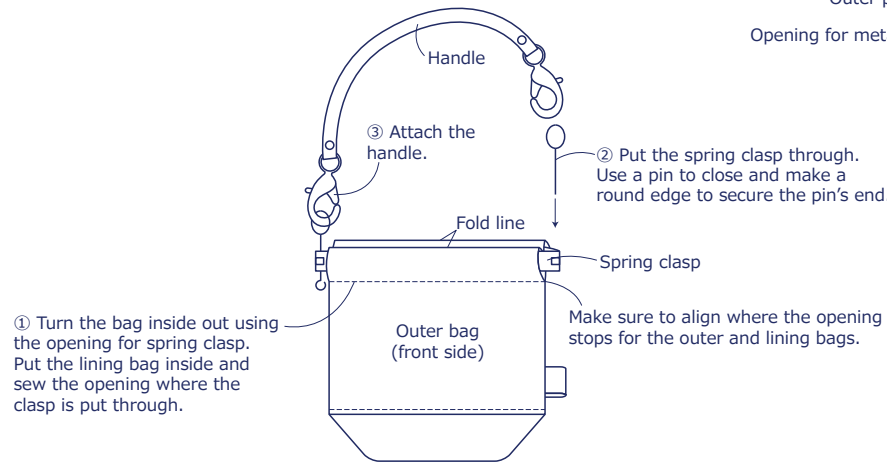
1. Make the outer panel fabric.



2. Make the bag fabric.



3. Put the spring clasp through and attach the handle.



• Finish all four corners with a gusset.