



Big Tote

Design & work: Kokka Fabric

Size: about 40cm (l) × about 44cm (w)
 × about 8cm (h)
 *handles excluded

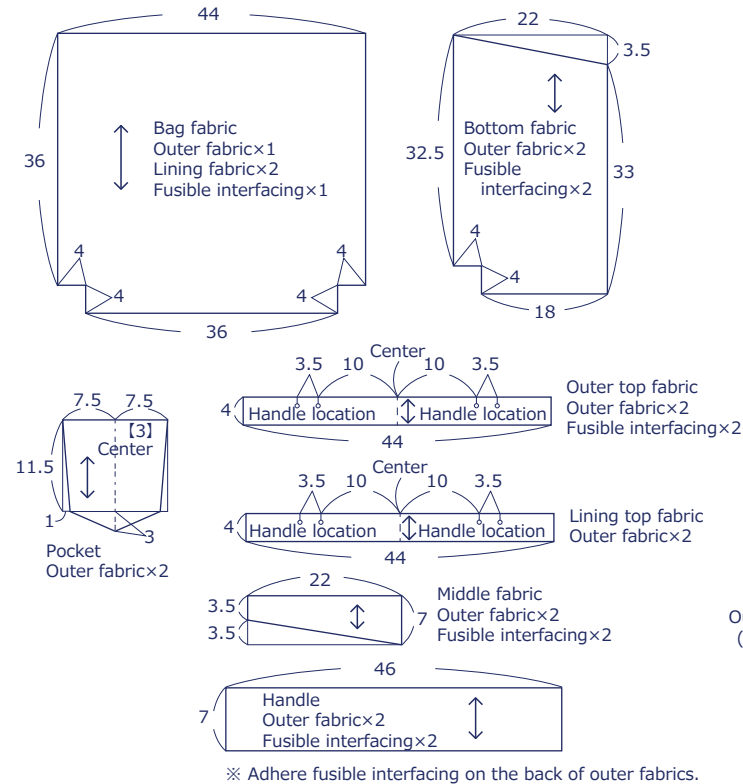
Materials

- Outer fabric 110cm wide×90cm
- Lining fabric 110cm wide×50cm
- Fusible interfacing (medium thickness) 90cm wide×100cm

Fabric shown for this sample: P38600-600

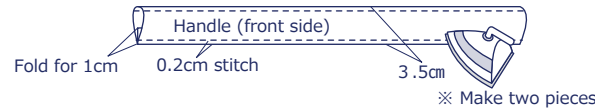
Pattern and Cutting Layout

All measurements are in centimeters (cm). []: seam allowance
 Add 1cm seam when cutting the fabric unless otherwise specified.

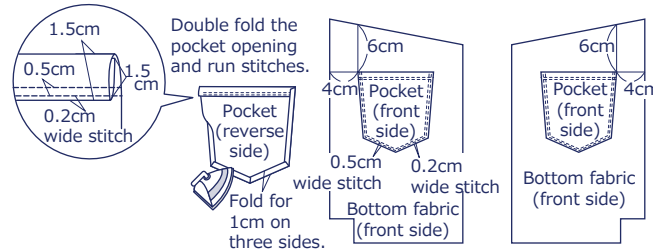


Instructions

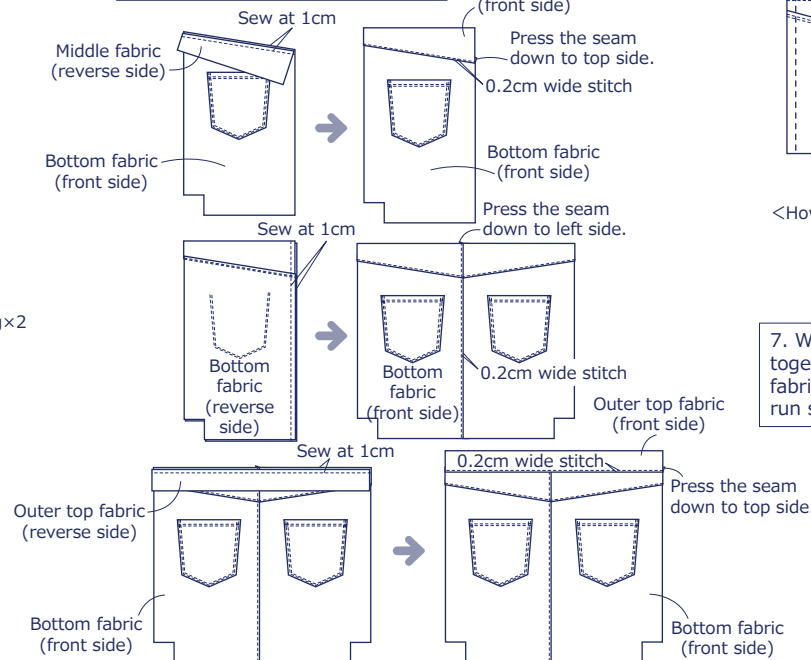
1. Fold the handles to the finished measurement and run stitches on both ends.



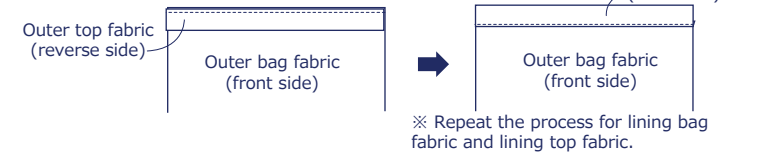
2. Make the pockets. Sew them onto the bottom fabric.



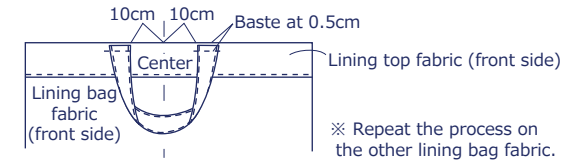
3. Sew together the outer fabrics.



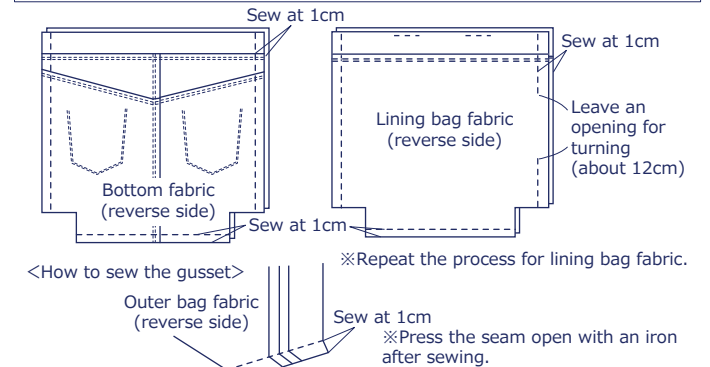
4. Sew together the bag fabric and top fabric.



5. Baste the handle to the lining bag fabric.



6. With the front sides facing each other, sew together the outer bag fabric and lining bag fabric at the sides and bottom and create a gusset.



7. With the front sides facing each other, sew together the outer bag fabric and lining bag fabric at the top opening. Turn it inside out and run stitches around the opening.

