



Size: M

- Fabric: 110cm wide x 200cm

Fabric shown for this sample: Ao H11300-300 (A)

Unit: cm 【 】: Seam allowance.

Add 1cm seam allowance unless specified otherwise.



※ If bias binding fabric is short, piece together to make a long strip.

have fun with KOKKA fabric! produced by **KOKKA**

kokka-fabric.com

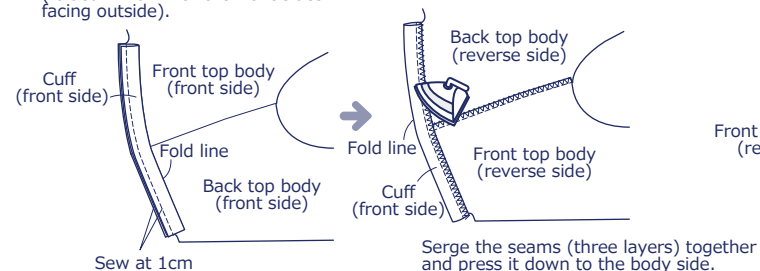
The craft projects and works featured in kokka-fabric.com are strictly for personal use and enjoyment.
Please refrain from selling handmade items using the same exact design (including the pieces made in different fabrics) featured in kokka-fabric.com.

Instructions

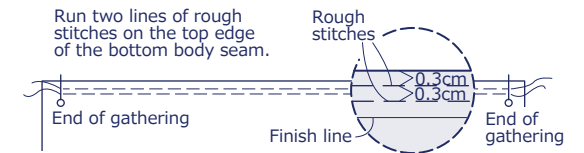
1. With the front sides facing each other, sew together front and back top bodies at the shoulder.



With the front sides facing each other, sew together the top body and cuff (folded in half with the front sides facing outside).

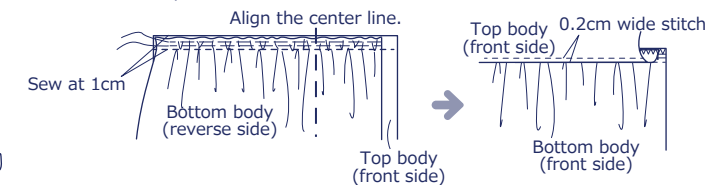


4. Sew together the top body and bottom body.

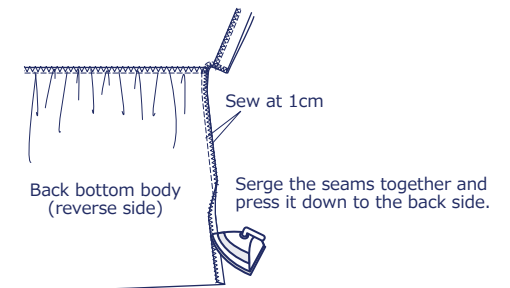


Create gathering on the bottom body. With the front sides facing each other, sew together the top and bottom bodies.

Serge the seams together and press it down to the top body side. Run top stitches from the front.



5. With the front sides facing each other, sew the sides below the sleeve.



6. Double fold and sew the hem.

