



Flare Sleeve Dress

Design & work: Kokka Fabric

Size: 110cm

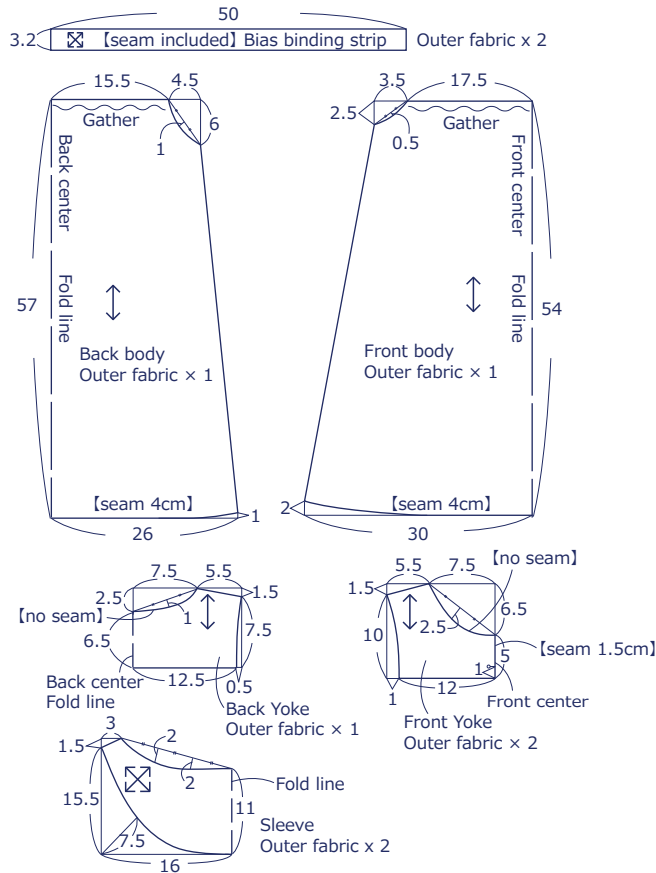
Materials

□ Outer fabric 108cm or wider x 1.3m

Fabric shown for this sample: P42300-300 (B)

Pattern

Unit: Centimeters (cm) []: Seam allowance
 Add 1cm seam allowance when you cut the fabric unless otherwise stated.
 ※ Bias binding strip includes the seam.



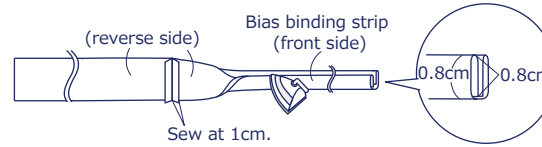
have fun with KOKKA fabric! produced by **KOKKA**

kokka-fabric.com

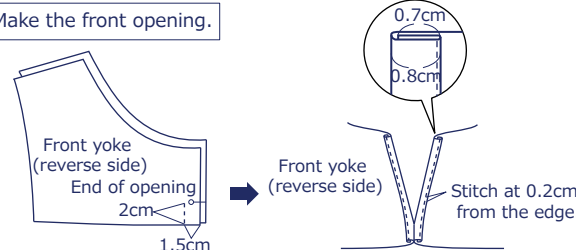
The craft projects and works featured in kokka-fabric.com are strictly for personal use and enjoyment.
 Please refrain from selling handmade items using the same exact design (including the pieces made in different fabrics) featured in kokka-fabric.com.

Instructions

1. With the front sides facing each other, piece together the bias binding strips. Fold in four.



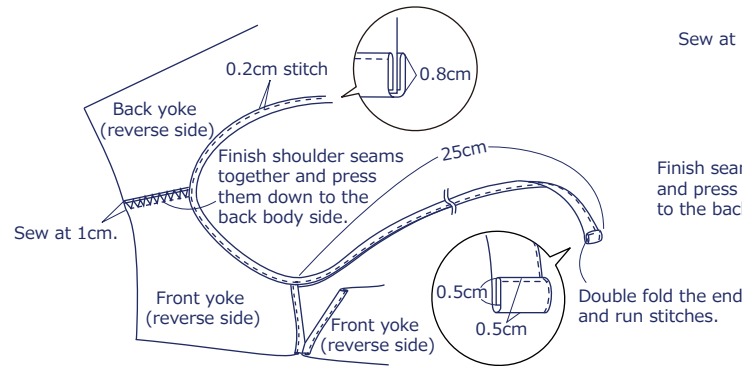
2. Make the front opening.



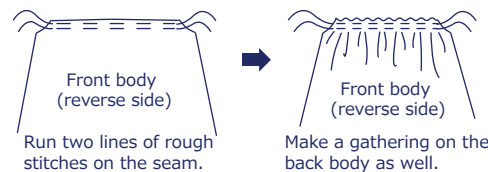
With the front sides facing each other, stitch up to the end of opening.

Double fold the seam and run stitches.

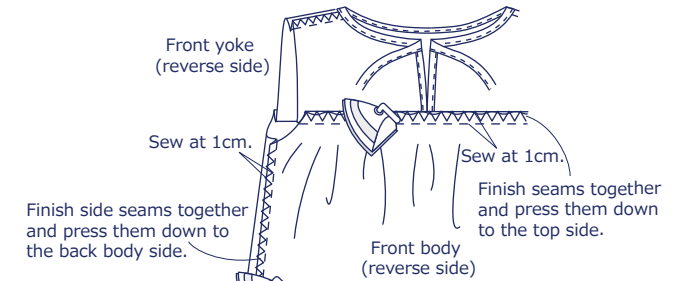
3. Sew the shoulder. Finish the neckline with a bias binding strip.



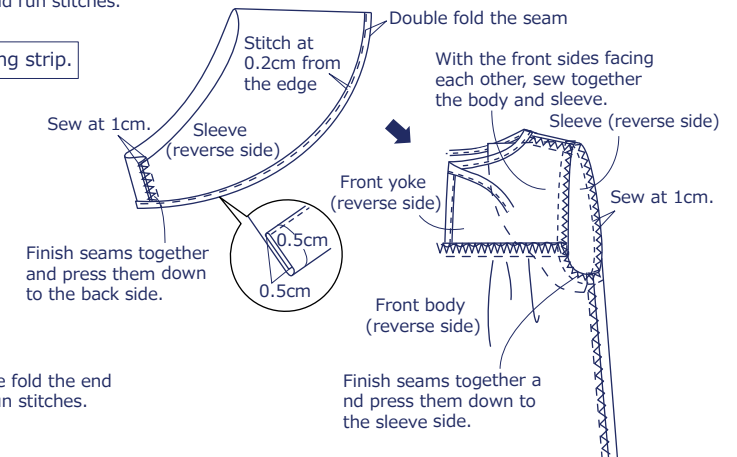
4. Make a gathering on the body.



5. Sew together the body and yoke. Sew the sides.



6. Sew the sleeves.



7. Double fold the hem and sew to finish.

