



Kid's Short Sleeve Shirt

Design & work: KOKKA Fabric

Size: 110cm

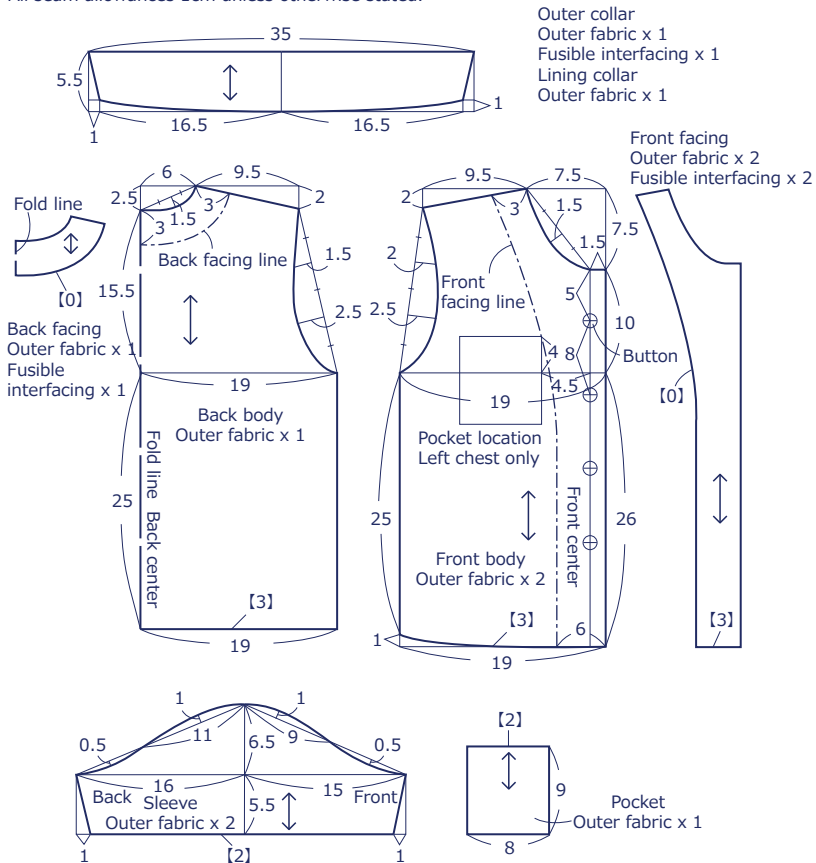
Materials

- Outer fabric: 108cm wide x 110cm
- Fusible interfacing (thin): 90cm wide x 60cm
- Button: Four pieces (13mm diameter)

Fabric shown for this sample: P41200-200 (A)

Pattern

Unit: cm []: Seam measurement.
All seam allowances 1cm unless otherwise stated.



have fun with KOKKA fabric! produced by **KOKKA**

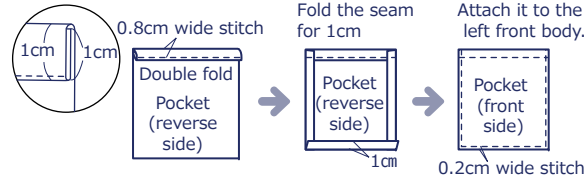
kokka-fabric.com

The craft projects and works featured in kokka-fabric.com are strictly for personal use and enjoyment.
Please refrain from selling handmade items using the same exact design (including the pieces made in different fabrics) featured in kokka-fabric.com.

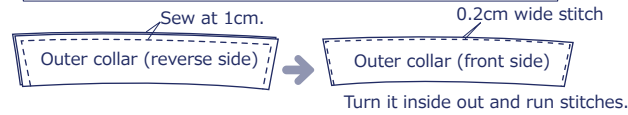
Instructions

1. Adhere fusible interfacing on the back of the outer collar and front and back facings.

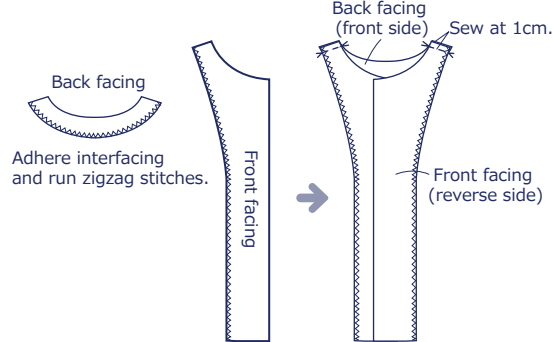
2. Attach the pocket on the left front body.



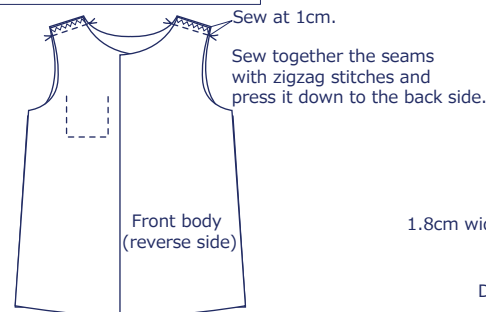
3. With the front sides facing each other, sew the collar.



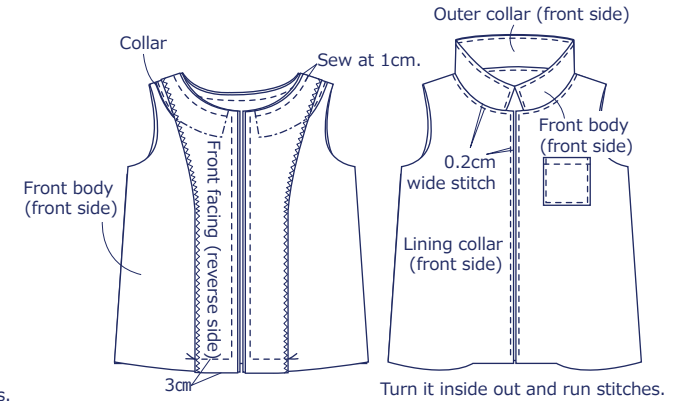
4. With the front sides facing each other, sew together the facing at the shoulder.



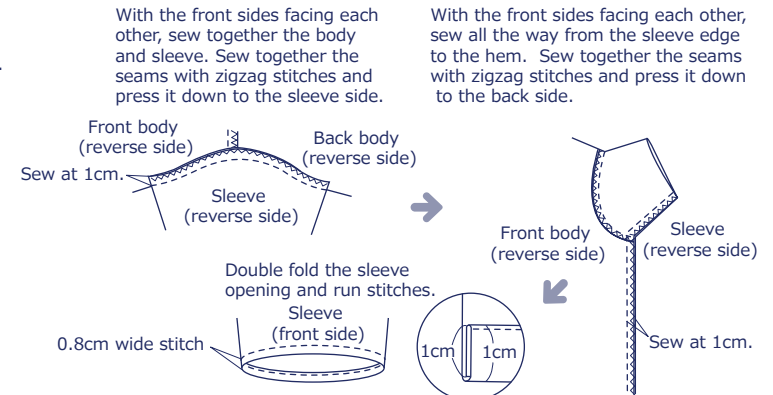
5. With the front sides facing each other, sew together the body at the shoulder.



6. Place the collar in-between the body and facing and sew.



7. Finish the sleeves and sides.



8. Double fold the hem and run stitches.
Make the button holes and attach buttons to finish.

