



Clutch Bag with a Toggle Closure

Design & work: Yui Tamaki

Size (when opened): 62cm (l) 42cm (w)

have fun with KOKKA fabric! produced by **KOKKA**

kokka-fabric.com

The craft projects and works featured in kokka-fabric.com are strictly for personal use and enjoyment.
Please refrain from selling handmade items using the same exact design (including the pieces made in different fabrics) featured in kokka-fabric.com.

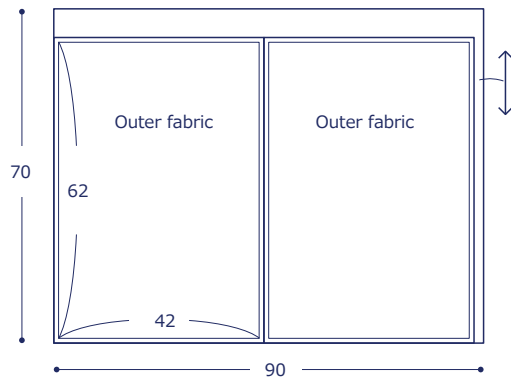
Materials

- Fabric (Outer fabric): 90cm×70cm
(Lining fabric (Fleece)): 90cm×70cm
- Stitch Leather Cord: 1.5m (0.5cm diameter)
- Toggle: One piece (6cm long)

Fabric shown for this sample: (Outer fabric) echino JG96700-703 (D)

Pattern and Cutting Layout

Unit: cm. Seam allowance: 1cm

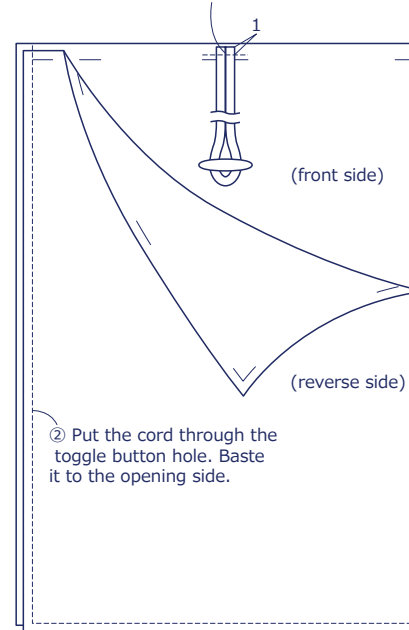


Same Pattern and Cutting Layout for the lining fabric

Instructions

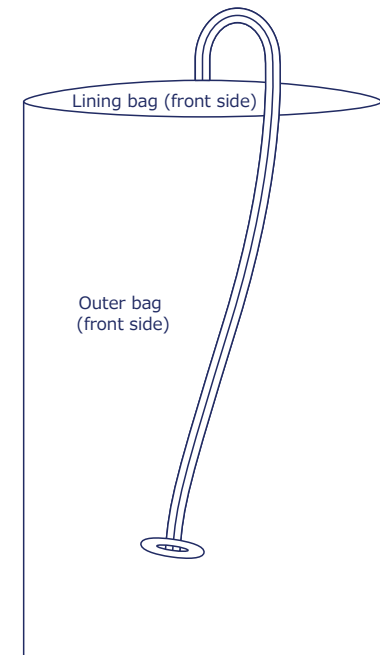
1. Make the outer bag.

- ① With the front sides facing each other, sew together the fabrics on three sides, leaving the top opening unsewn.



2. Make the lining bag.

- Repeat the process as in Step 1 process ①.
(Leave an opening for tuning for 10cm at the bottom)
- ② Turn the bag inside out and close the opening. Align the shape.



3. Finish the bag.

- ① With the front sides facing each other, put together the outer and lining bags at the top and sew all all the way around the opening.

