



[Handle]

L=30cm (seam on both ends + 2cm) • W=5cm (Seam on both ends + 1cm)

Adhere quilt batting on the on the back of the front side. With the front sides facing each other, sew both ends and turn it over.

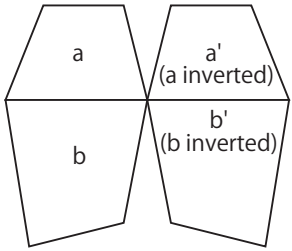
[Patchwork Bag]

Sew together the outer bag and inner bag fabrics respectively to make a bag. Bottom gusset is 14cm. Cut off the excess, leaving 1cm seam. Leave an opening for turning for about 10cm on one side of the inner bag.

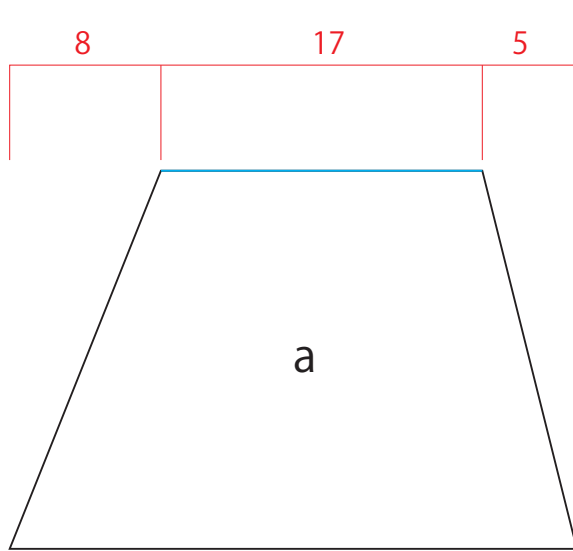
With the front sides facing each other, sew together the outer bag and inner bag at the top opening. Leave for about 6cm unsewn on both sides.

Turn it over and press the top end with an iron. Insert the handle for 2cm in-between where it was unsewn on both sides and sew to secure.

Close the opening on the lining bag to finish.

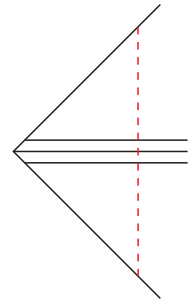


20



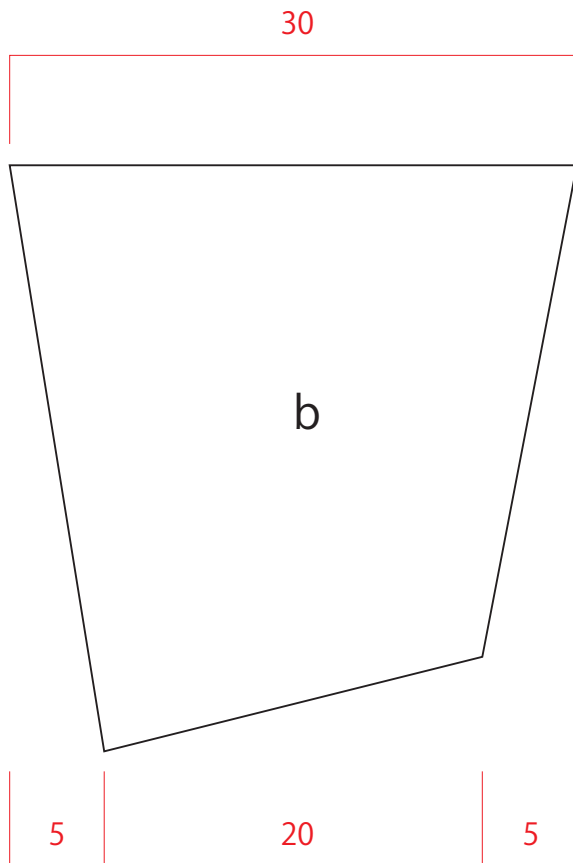
Unit / cm

Seam: +1cm except for the top edge of a(a') —



14
Bottom
gusset

31



26

5

5

20

5