



Kid's Apron and Head Scarf

have fun with KOKKA fabric! produced by KOKKA

kokka-fabric.com

The craft projects and works featured in kokka-fabric.com are strictly for personal use and enjoyment. Please refrain from selling handmade items using the same exact design (including the pieces made in different fabrics) featured in kokka-fabric.com.

Design & work: Naomi Nohara (lepolepo)

Size: For kids with 90 ~ 110cm height.
 Apron 49cm (Front center length)
 Head Scarf about 50cm (head circumference)

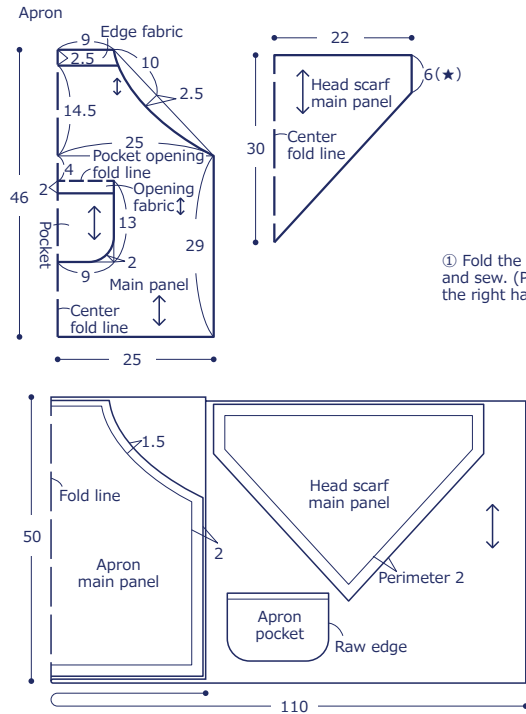
Materials

- Fabric (Apron main panel, Pocket, Head Scarf main panel): 110cm wide x 50cm (Apron edge fabric, Opening fabric, Frill, Strap, Bias binding strap, Head Scarf strap): 100cm x 40cm
- Fusible interfacing: 30cm x 30cm
- Elastic Tape: 2cm wide x 61cm
- Velcro: 2.5cm wide x 1.8cm

Fabric shown for this sample:
 (Apron main panel, Pocket, Head Scarf main panel)
 OYATSU EKX-5005-2A

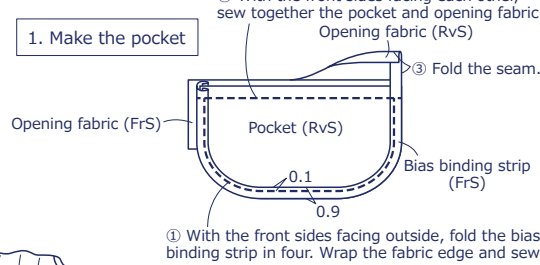
Pattern and Cutting Layout

Unit: Centimeters (cm) Add 1cm seam allowance unless otherwise specified. Adhere fusible interfacing on the back of the apron edge fabric and opening fabric.

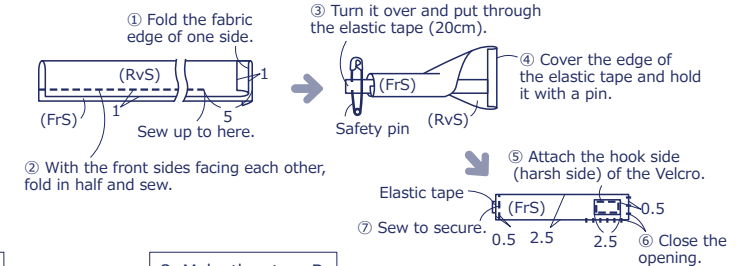


Instructions

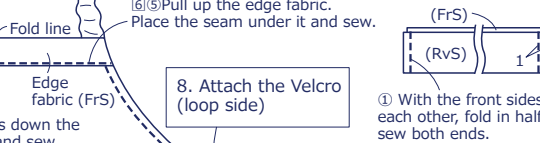
<Apron>



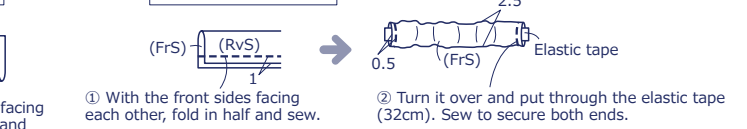
2. Make the strap A



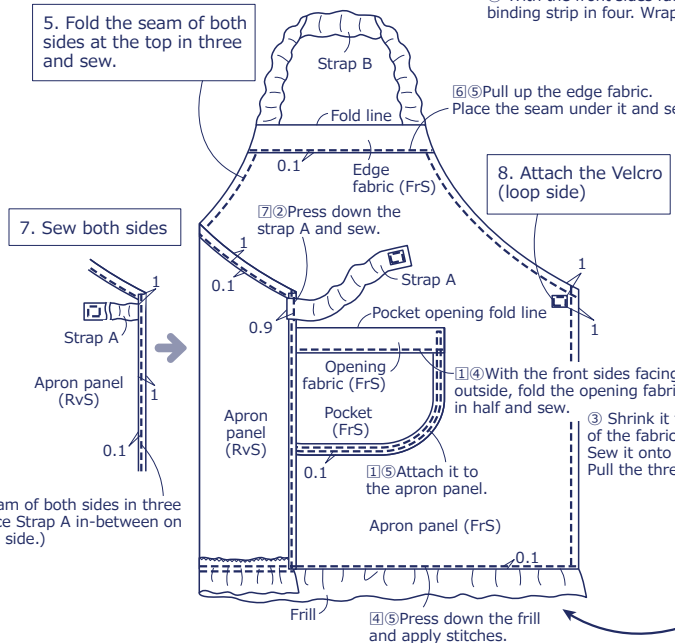
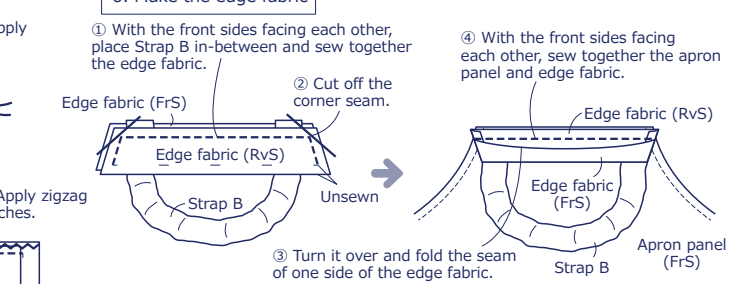
4. Make the frill



3. Make the strap B



6. Make the edge fabric



<Head Scarf>

② Repeat the process for the strap as in Apron instructions ③. (Elastic tape - 9cm) Fold the seam (★) in three and attach the strap as in Apron instructions ⑦.

