



# Three-Dimensional Mask

Design & work: KOKKA Fabric

Size: Adult & Child

have fun with KOKKA fabric! produced by KOKKA

[kokka-fabric.com](http://kokka-fabric.com)

The craft projects and works featured in kokka-fabric.com are strictly for personal use and enjoyment. Please refrain from selling handmade items using the same exact design (including the pieces made in different fabrics) featured in kokka-fabric.com.

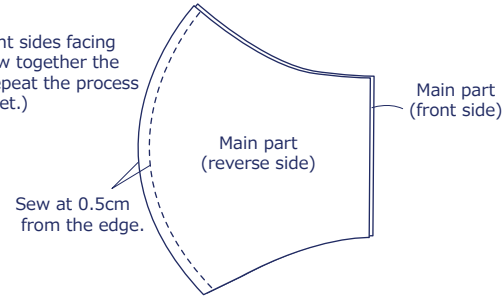
## Materials

- Gauze fabric: 108cm wide x 20cm
  - Elastic for mask (for adult): 2 pieces x 30cm
  - Elastic for mask (for child): 2 pieces x 25cm
- ※Suggested elastic cord length is shown. Please adjust the length based on the elastic type and/or the size of your face.

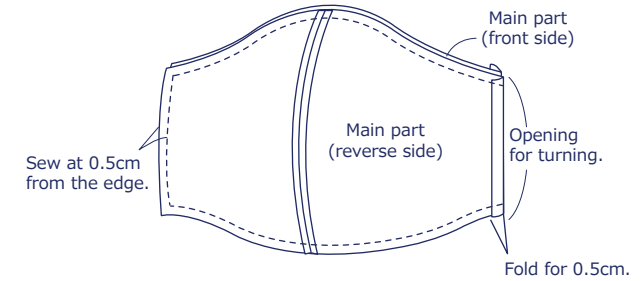
Fabric shown for this sample: Soft Animals P39600-600 (B)

## Instructions

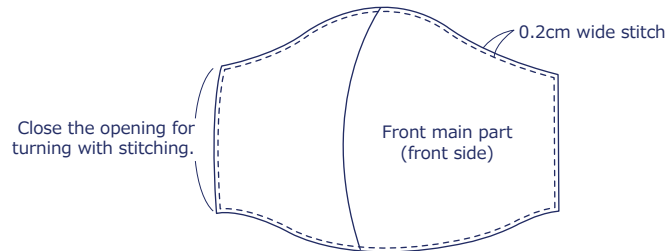
①With the front sides facing each other, sew together the main part. (Repeat the process for the other set.)



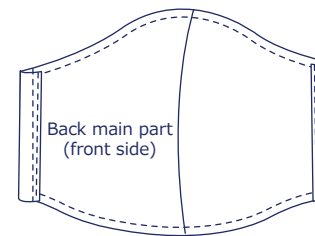
②With the front sides facing each other, put together the main parts sewn in step ① and sew around the edge. (Leave an opening for turning)



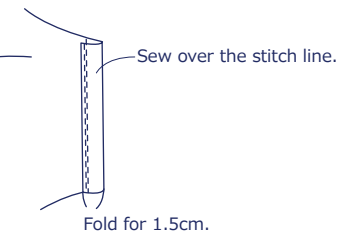
③Turn the main part inside out and sew around the edges.



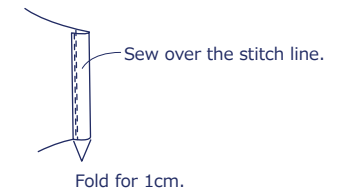
④Make the opening for elastic.



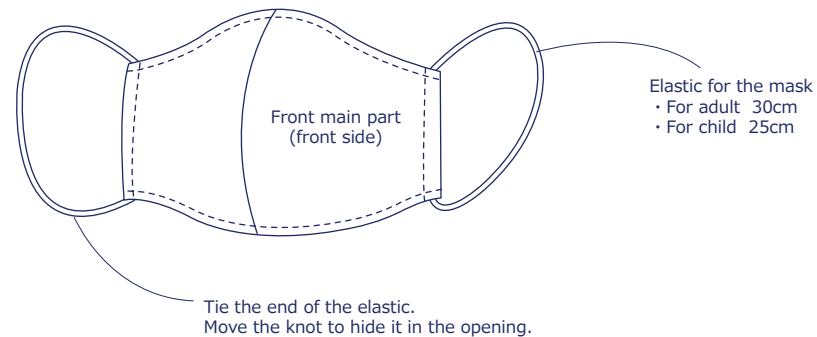
**<For Adult>**



**<For Child>**



⑤Put the elastic through the opening to finish.



The craft projects and works featured in kokka-fabric.com are strictly for personal use and enjoyment. Please refrain from selling handmade items using the same exact design (including the pieces made in different fabrics) featured in kokka-fabric.com.

**Full-scale pattern**

※ Seams included. Use as shown.

