



Kid's Overall

have fun with KOKKA fabric! produced by KOKKA

kokka-fabric.com

The craft projects and works featured in kokka-fabric.com are strictly for personal use and enjoyment. Please refrain from selling handmade items using the same exact design (including the pieces made in different fabrics) featured in kokka-fabric.com.

Design & Work: Kokka Fabric

Size: 100cm

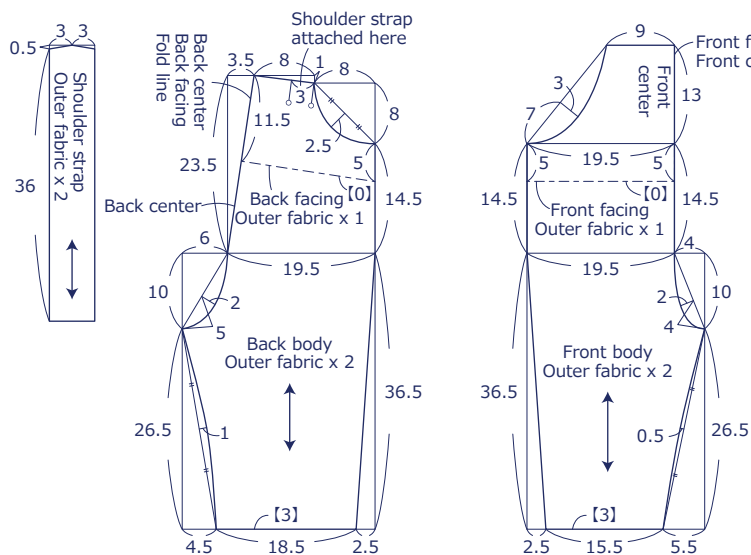
Materials

- Outer Fabric: about 108cm wide x 120cm
- Button: 2 pieces (about 11.5mm wide)

Fabric shown for this sample: YK-71020-1D

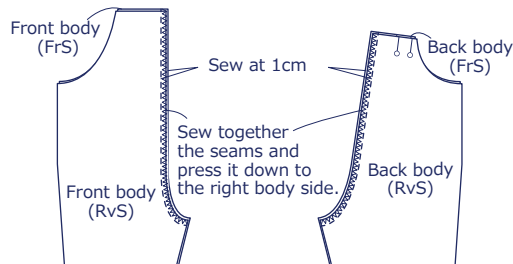
Pattern

Unit: cm. []: Seam allowance.
Add 1cm seam unless otherwise specified when cutting the fabric.

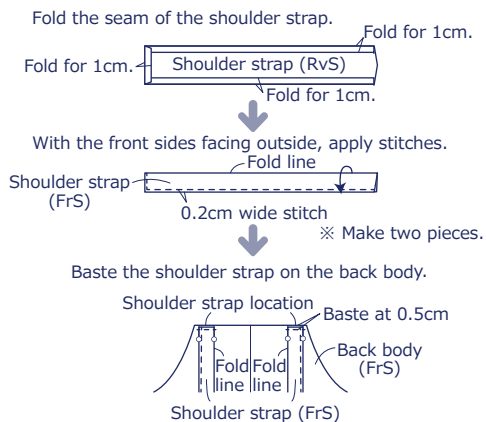


Instructions

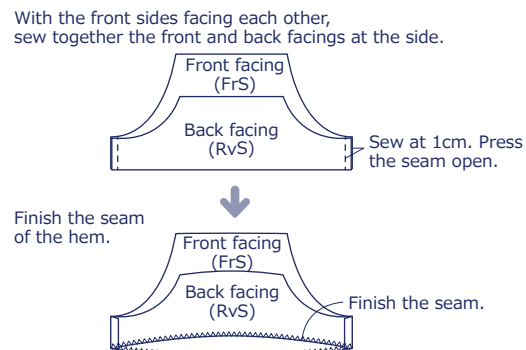
1. With the front sides facing each other, sew together the front center and back center of the front and back bodies



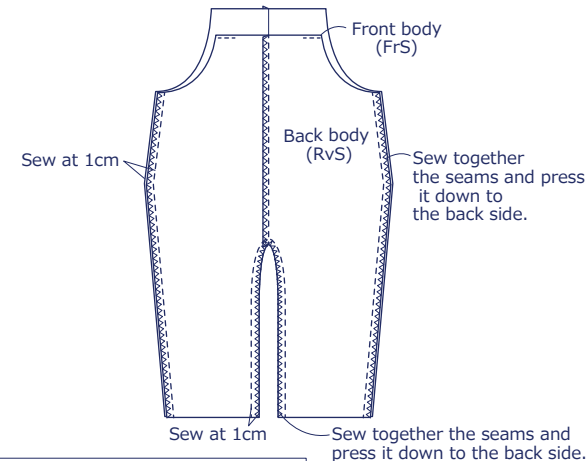
2. Make the shoulder strap. Baste the strap on the back body



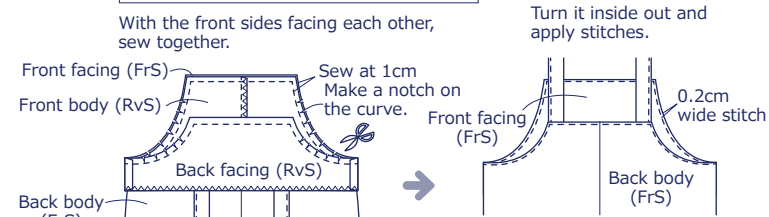
3. Sew the facing



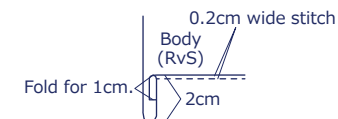
4. With the front sides facing each other, sew together the front and back bodies at the side and inseam



5. Sew together the body and facing



6. Fold the hem in three and apply stitches



7. Make the button holes on the shoulder strap. Attach the buttons on the front facing to finish

