



# New Year Motif Coaster Garland & Placemat

Design & work: Satomi Takei

Size: Placemat 30cm(l) 40cm (w)  
Coaster 10 ~ 25cm



have fun with KOKKA fabric! produced by KOKKA

[kokka-fabric.com](http://kokka-fabric.com)

The craft projects and works featured in kokka-fabric.com are strictly for personal use and enjoyment. Please refrain from selling handmade items using the same exact design (including the pieces made in different fabrics) featured in kokka-fabric.com.

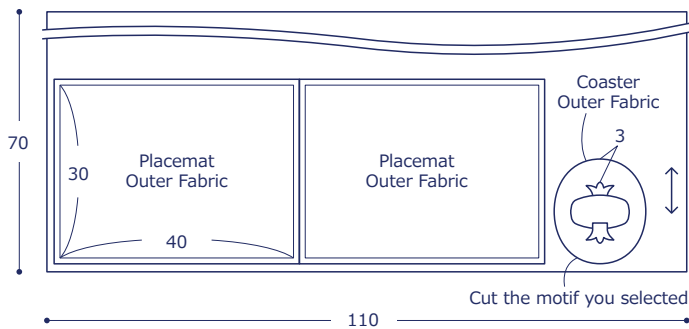
## Materials

- Fabric (Outer Fabric): 110cm wide × 70cm  
(Lining Fabric (Solid Cotton Linen)): 90cm × 90cm
- Quilt Batting: 70cm x 70cm

Fabric shown for this sample: (Outer Fabric) YKA-79090-1A

## Pattern and Cutting Layout

Unit: cm. Placemat - 0.5cm seam allowance. Coasters - Raw edge

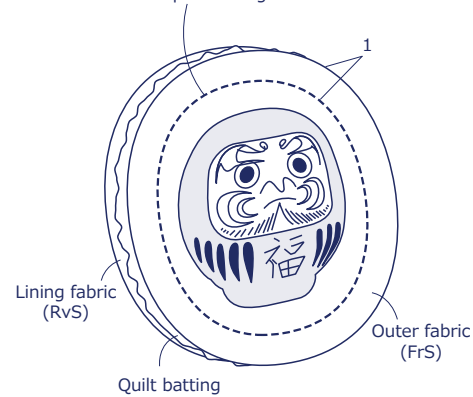


Repeat the same cutting process for the lining fabric


## Instructions Front Side - (FrS), Reverse Side (RvS)

### <Coaster>

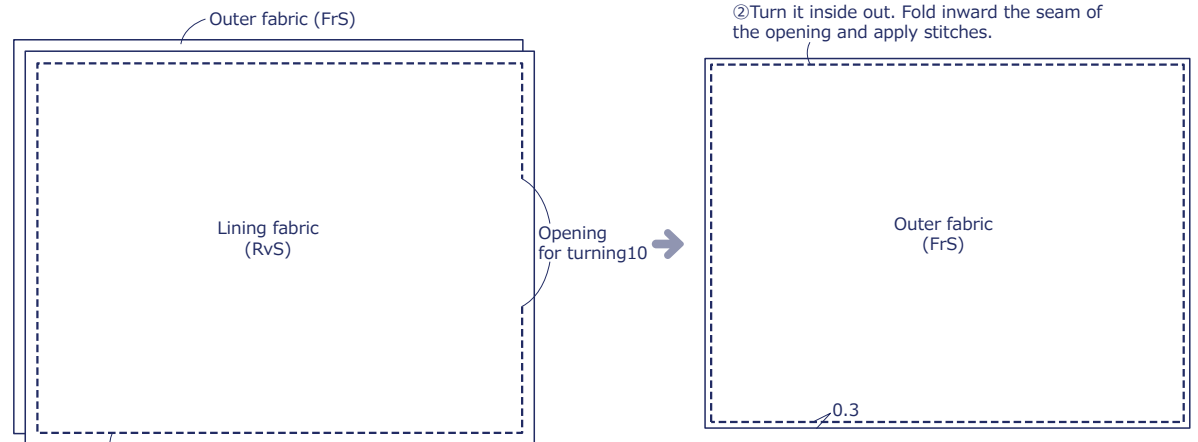
① With the front sides facing outside, sew together the outer and lining fabrics with a quilt batting in-between.



② Cut off the seam.



### <Placemat>



① With the front sides facing each other, sew together the outer and lining fabrics, leaving an opening for turning.