



Mask Case

Design & work: Kokka Fabric

Size: about 14cm(l)
about 12cm(w)
* when closed

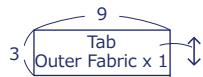
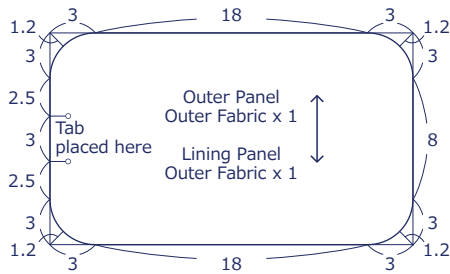
Materials

- Outer Fabric: About 110cm wide x 20cm
- Plastic Snap: One pair (about 13mm wide)

Fabric shown for this sample: YKA-81010-3B

Pattern and Cutting Layout

Unit: cm Add 1cm seam when cutting the fabric.



have fun with KOKKA fabric! produced by KOKKA

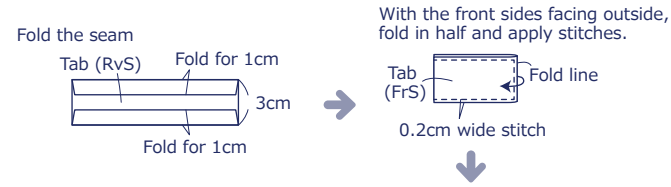
kokka-fabric.com

The craft projects and works featured in kokka-fabric.com are strictly for personal use and enjoyment. Please refrain from selling handmade items using the same exact design (including the pieces made in different fabrics) featured in kokka-fabric.com.

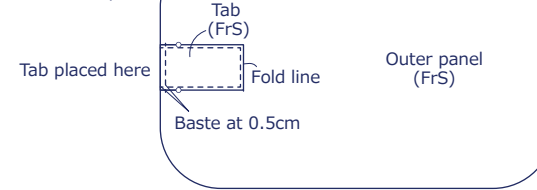
Instructions

Front Side - (FrS), Reverse Side (RvS)

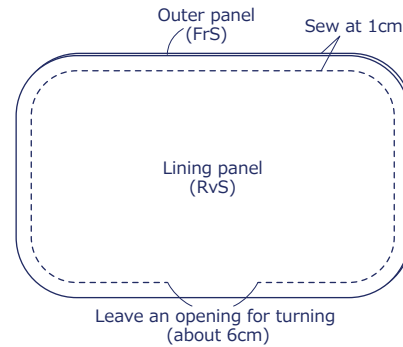
1. Make the tab and baste it to the outer panel



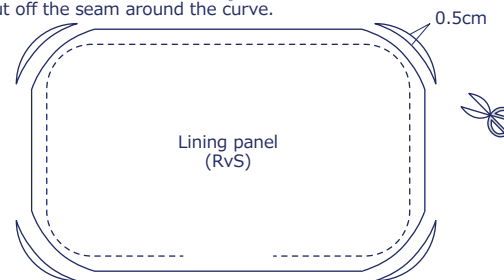
Baste it to the outer panel.



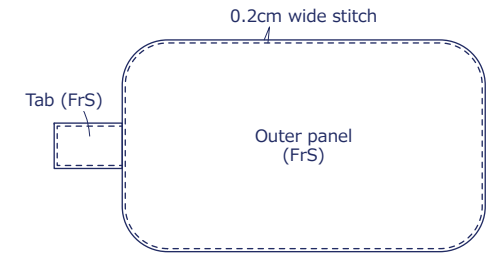
2. With the front sides facing each other, sew together the outer panel and lining panel



Cut off the seam around the curve.



3. Turn it inside out and apply stitches



4. Attach the plastic snap to complete

