



Crossed Top Hair Turban

have fun with KOKKA fabric! produced by KOKKA

kokka-fabric.com

The craft projects and works featured in kokka-fabric.com are strictly for personal use and enjoyment. Please refrain from selling handmade items using the same exact design (including the pieces made in different fabrics) featured in kokka-fabric.com.

Design & work: Satomi Takei

Size: For Adults A (Yellow x Gray),
 B (Black) 9cm (w-max)
 For Kids C (Blue) 5cm (w-max)

Materials

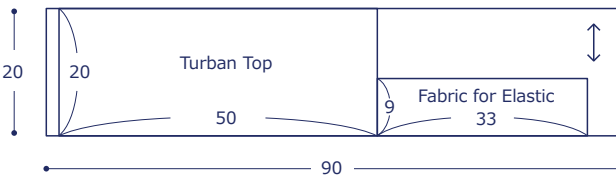
- A
- Fabric (Turban Top, Fabric for Elastic (Print)): 90cm×20cm (Turban Top (Solid)): 50cm × 20cm
 - Elastic Tape: 2.5cm wide x 13cm
- B
- Fabric: 108cm wide x 30cm
 - Elastic Tape: 2.5cm wide x 13cm
- C
- Fabric: 108cm wide x 20cm
 - Elastic Tape: 2cm wide x 12cm

Fabric shown for this sample: (Yellow) echino field EKX-97090-91C
 (Black)echino grass EKX-97090-90E
 (Blue)echino bun EKX-97090-92C

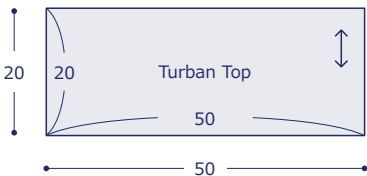
Pattern and Cutting Layout

Unit: cm All raw edge.

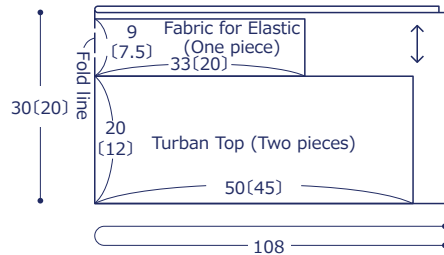
<A> Yellow Print



<A> Solid

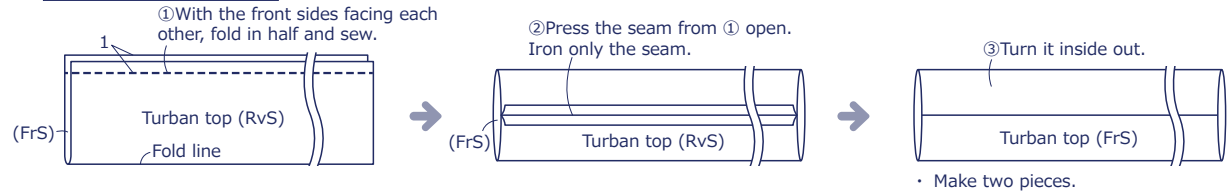


<B, C> [] - for C



Instructions Front Side - (FrS), Reverse Side (RvS)

1. Make the turban top



2. Make the fabric for elastic following the same process in 1

3. Finish the turban

