



Dice-Shaped Bag

Design & work: Aiko Haneda

Size: 15cm (l) 15cm (w) 15cm (gusset width)

have fun with KOKKA fabric! produced by KOKKA

kokka-fabric.com

The craft projects and works featured in kokka-fabric.com are strictly for personal use and enjoyment. Please refrain from selling handmade items using the same exact design (including the pieces made in different fabrics) featured in kokka-fabric.com.

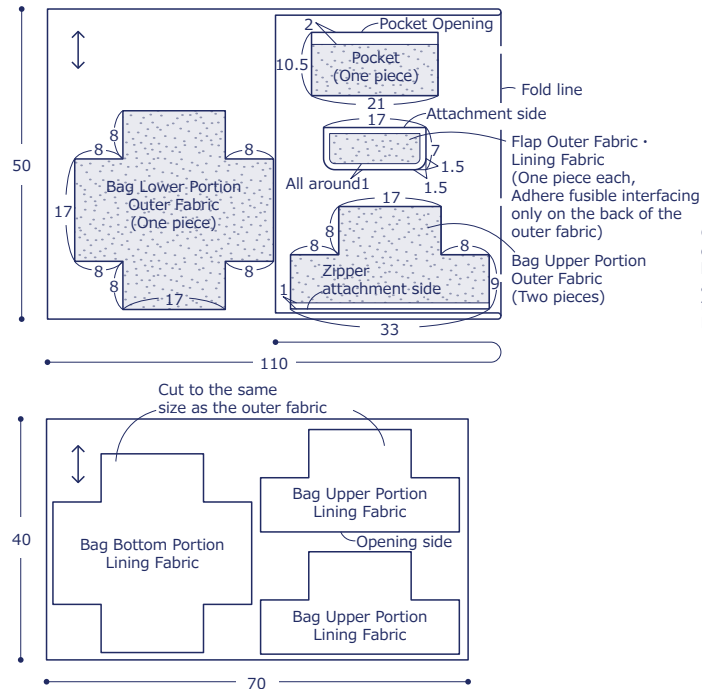
Materials

- Fabric (Bag Portion Outer Fabric, Pocket, Flap): 110cm wide × 50cm (Bag Portion Lining Fabric): 70cm × 40cm
- Fusible Interfacing (medium weight) 90cm × 40cm
- Polyethylene Core Sheet (for machine sewing): 1.5mm thick – 50cm × 15cm
- Acrylic Tape: 2.5cm wide × 16cm
- Zipper: One piece (30cm long)
- Rectangle Buckle: Two pieces (3cm inner diameter)
- Plastic Snap Button: One pair (1.4cm diameter)
- Handle: One piece (41cm long)

Fabric shown for this sample: (Bag Outer Fabric) kotorinuno EKX-212-3C

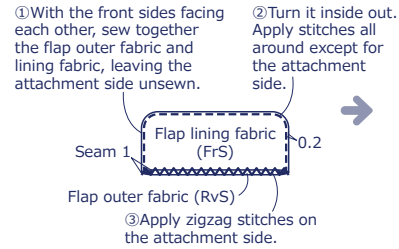
Pattern and Cutting Layout

Unit: cm All raw edge. Adhere fusible interfacing on the back of .

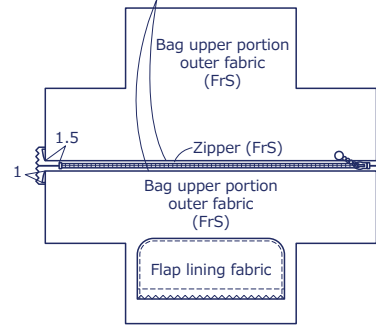
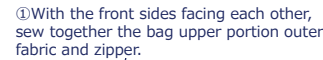


Instructions

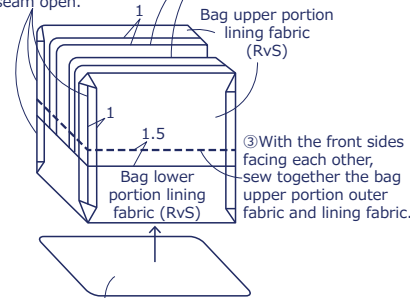
1. Make the flap



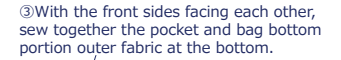
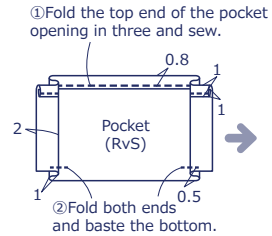
3. Attach the zipper



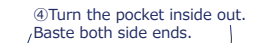
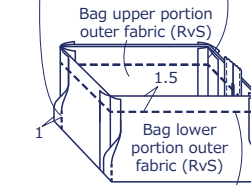
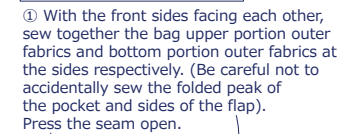
5. Make the lining bag



2. Make the pocket



4. Make the outer bag



6. Finish the bag

