



Long Skirt for a Grown Up

Design & Work: Kokka Fabric

Size: Skirt Length about 95.5cm

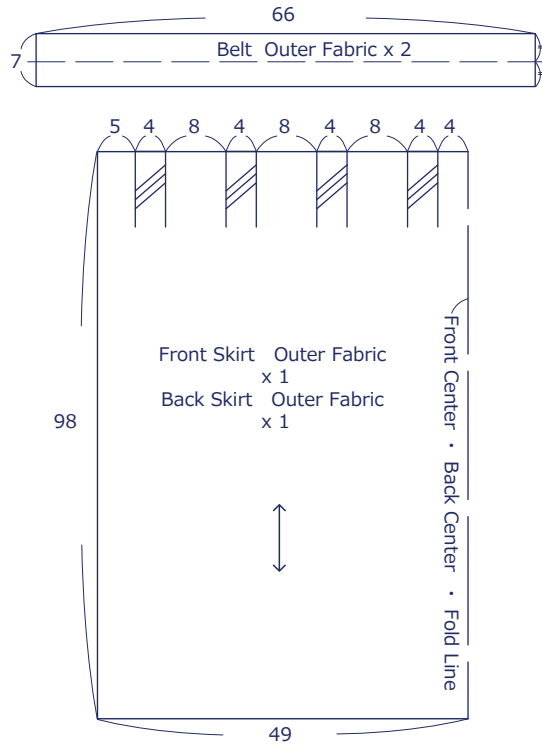
Materials

- Outer Fabric: about 110cm wide x 220cm
- Elastic Belt: 20mm wide x 70cm
- ※Reference: Elastic belt length = Waist size x 0.9 + 2cm

Fabric shown for this sample: echino EKX-97400-402B

Pattern

Unit: cm. Seam allowance is included in the pattern.



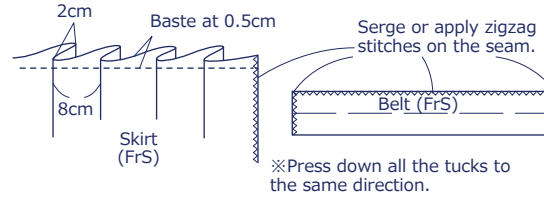
have fun with KOKKA fabric! produced by KOKKA

kokka-fabric.com


The craft projects and works featured in kokka-fabric.com are strictly for personal use and enjoyment. Please refrain from selling handmade items using the same exact design (including the pieces made in different fabrics) featured in kokka-fabric.com.

Instructions Front Side - (FrS), Reverse Side - (RvS)

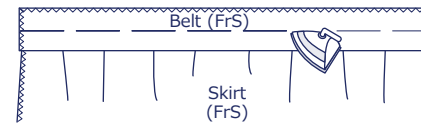
1. Fold the tuck of the skirt and baste. Finish the seam of the side of the skirt and belt.



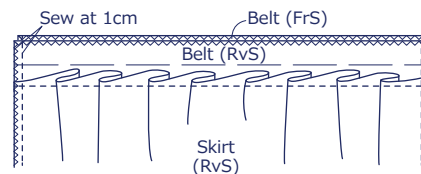
2. With the front sides facing each other, sew together the skirt and belt.



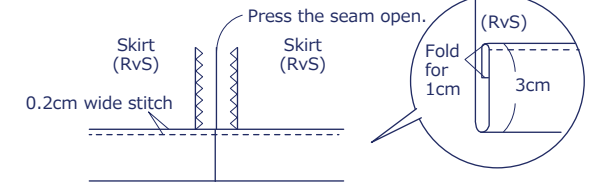
Press down the seam to the belt side.



3. With the front sides facing each other, sew together the front and back skirts at the sides.

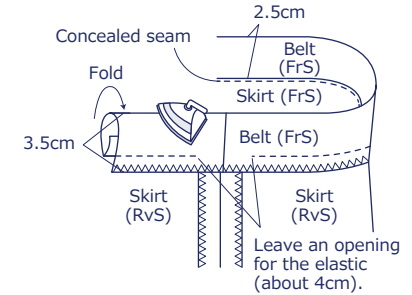


4. Finish the hem



5. Make the belt

Fold the belt to the finished measurement and apply concealed seam.



6. Insert the elastic belt through belt opening to finish

Insert the elastic belt and sew both ends to secure.

