



# Reusable Nylon Bag (Eco Bag)

Design & Work: Kokka Fabric

Size: about 44cm (l)  
about 48cm (w)  
(Excludes handles)

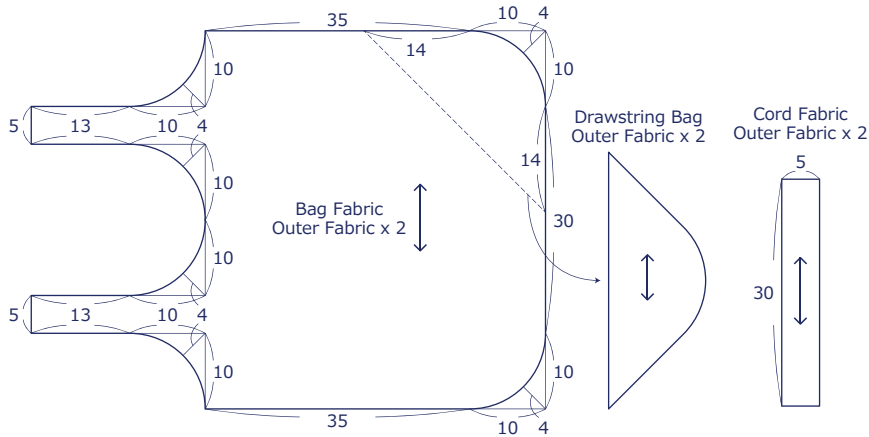
## Materials

- Outer Fabric (Nylon): about 115cm x 110cm
- Bias Binding Tape' about 11mm x 240cm
- Round Cord (Medium): 70cm
- Cord Stopper: One piece

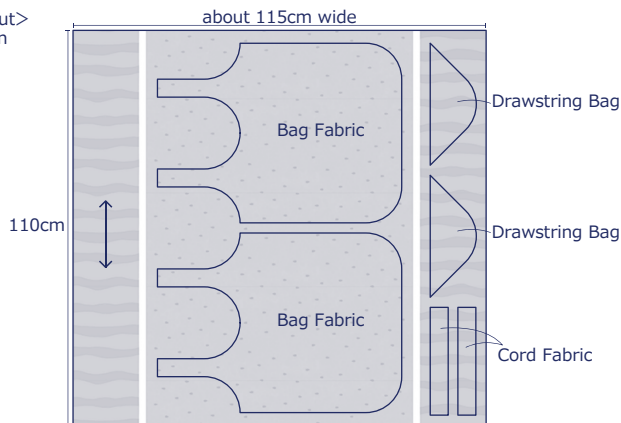
Fabric shown for this sample: YGA-49040-1A Watermelon Pattern (Red)

## Pattern

Unit: Centimeters (cm) Numbers include seam allowance.



<Sample Layout>  
※This is just an example.



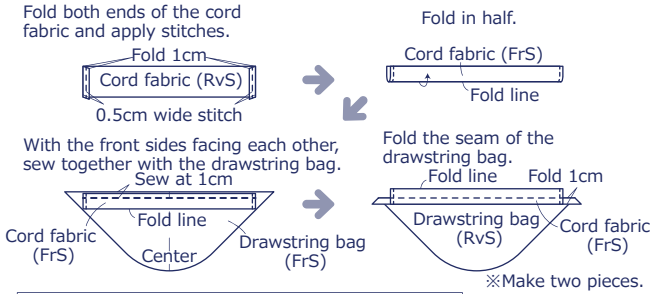
have fun with KOKKA fabric! produced by KOKKA

[kokka-fabric.com](http://kokka-fabric.com)

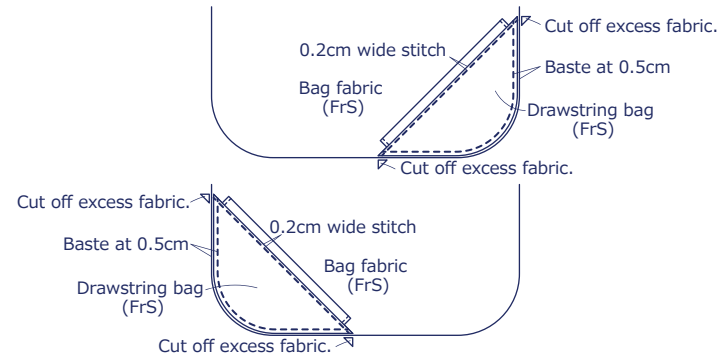
The craft projects and works featured in kokka-fabric.com are strictly for personal use and enjoyment. Please refrain from selling handmade items using the same exact design (including the pieces made in different fabrics) featured in kokka-fabric.com.

## Instructions Front Side - (FrS), Reverse Side (RvS)

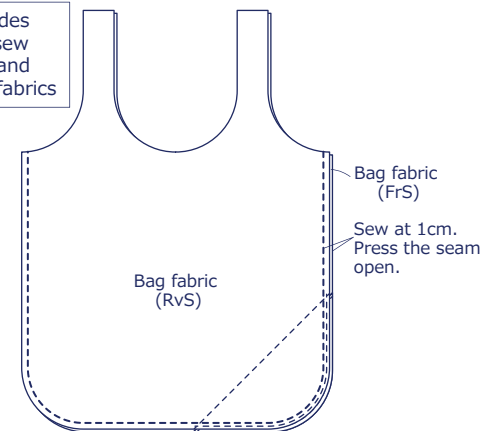
### 1. Make the cord fabric and drawstring bag



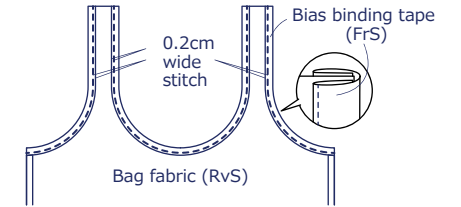
### 2. Attach the drawstring bag to the bag fabric



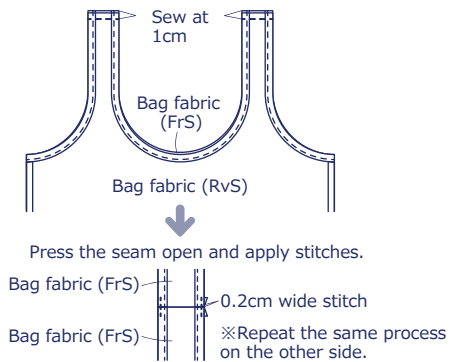
### 3. With the front sides facing each other, sew together the sides and bottom of the bag fabrics



### 4. Finish the bag opening with the bias binding tape



### 5. With the front sides facing each other, sew together the handles



### 6. Turn it inside out. Insert the round cord through the cord fabric. Attach the cord stopper to finish.

