



# Slit Dress

Design & work: Kokka Fabric

Size: M

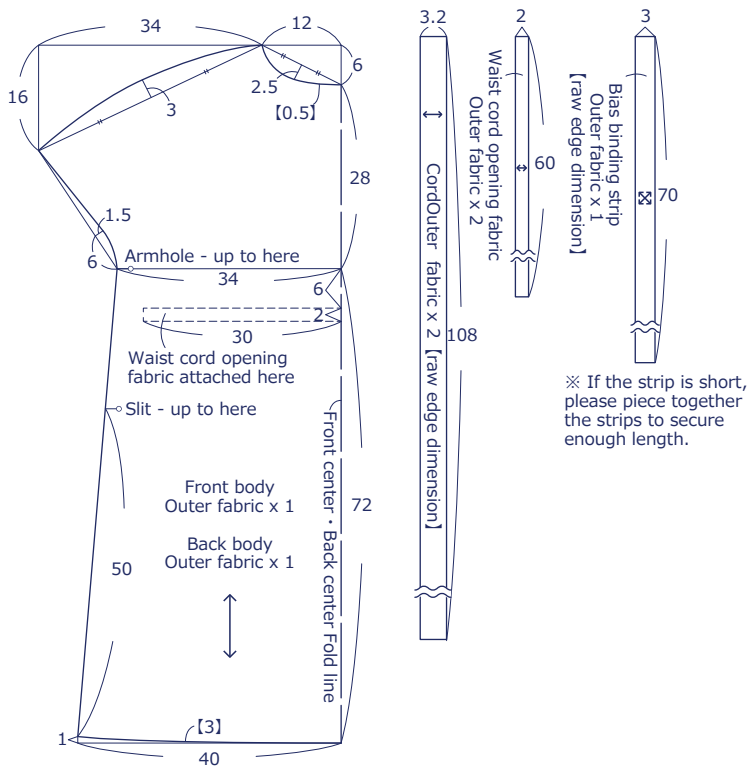
## Materials

□ Outer fabric: about 110cm wide x 260cm

Fabric shown for this sample: YGA-59010-2D

## Pattern and Cutting Layout

Unit: cm [ ]Seam allowance  
Add 1cm seam unless otherwise specified when cutting the fabric.



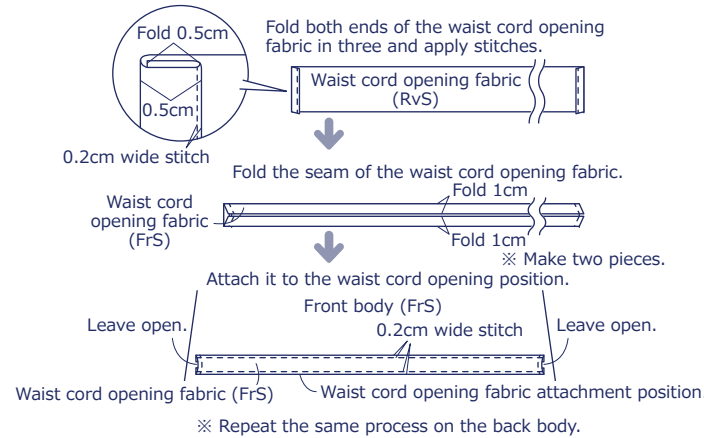
have fun with KOKKA fabric! produced by KOKKA

kokka-fabric.com

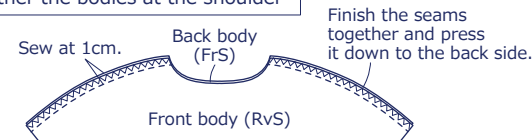
The craft projects and works featured in kokka-fabric.com are strictly for personal use and enjoyment. Please refrain from selling handmade items using the same exact design (including the pieces made in different fabrics) featured in kokka-fabric.com.

## Instructions Front Side - (FrS), Reverse Side (RvS)

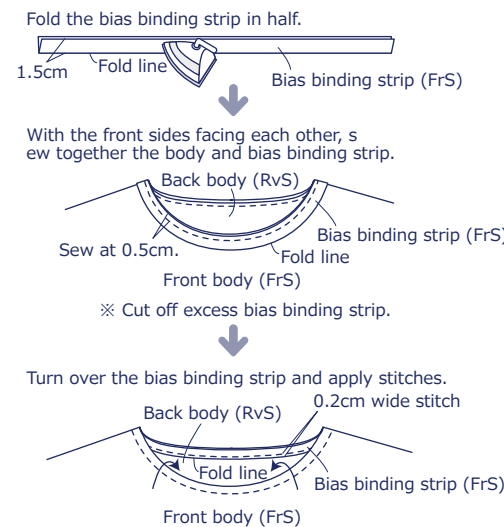
1. Make the waist cord opening fabric and attach it to the body



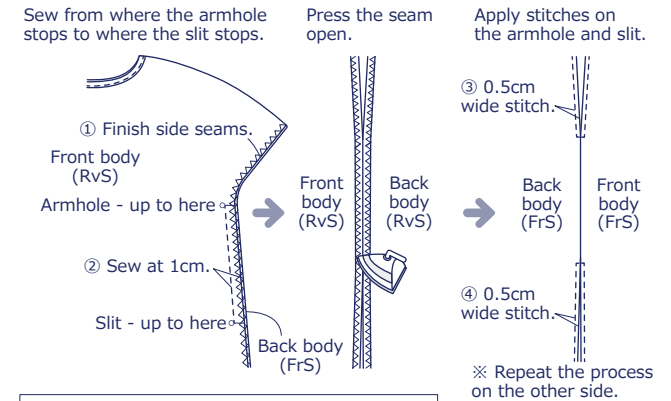
2. With the front sides facing each other, sew together the bodies at the shoulder



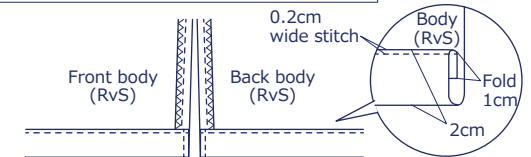
3. Finish the neckline with the bias binding strip



4. With the front sides facing each other, sew together the front body and back body at the sides



5. Fold the hem in three and apply stitches



6. Insert the cord through the opening fabric to finish

