



Relaxed-Fit Pants for Grown Ups

Design & Work: Kokka Fabric

Size: M

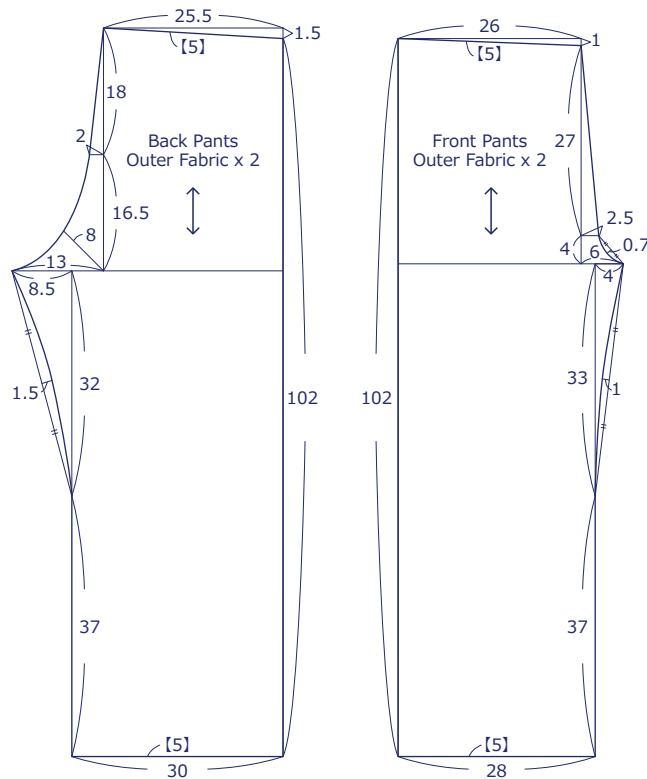
Materials

- Outer Fabric: about 114cm wide x 240cm
- Elastic Tape: about 30mm wide x 70cm

Fabric shown for this sample: YKA-11050-2A

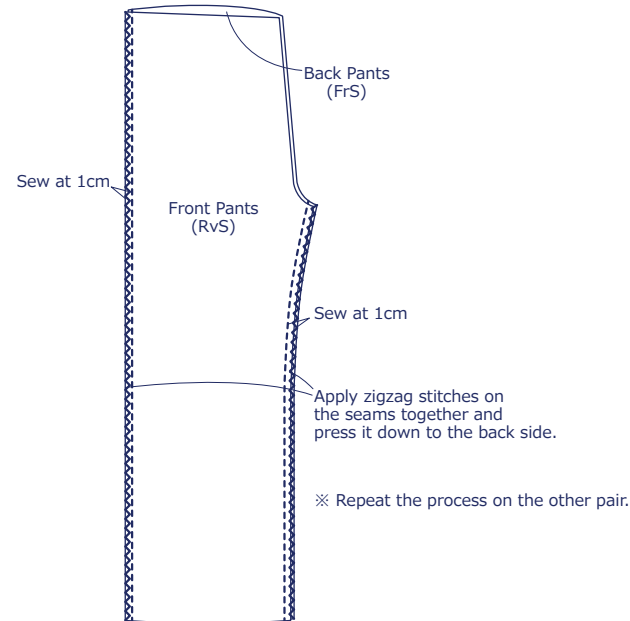
Pattern and Cutting Layout

Unit: cm. [] denotes seam allowance. Add 1cm seam when cutting the fabric unless specified otherwise.

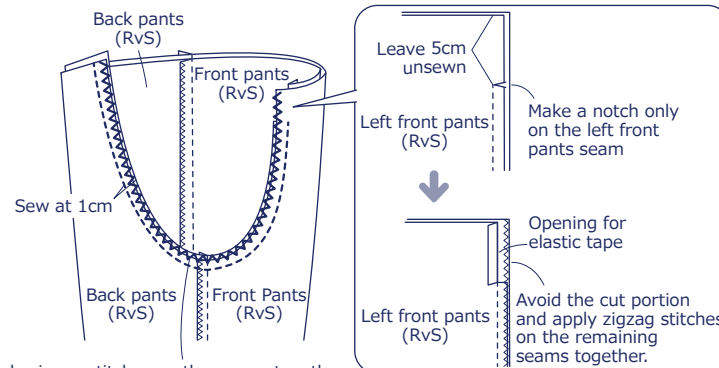


Instructions

1. With the front sides facing each other, sew together the front and back pants at the side and inseam

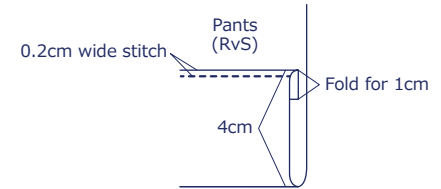


2. With the front sides facing each other, sew together the left pants and right pants at the rise

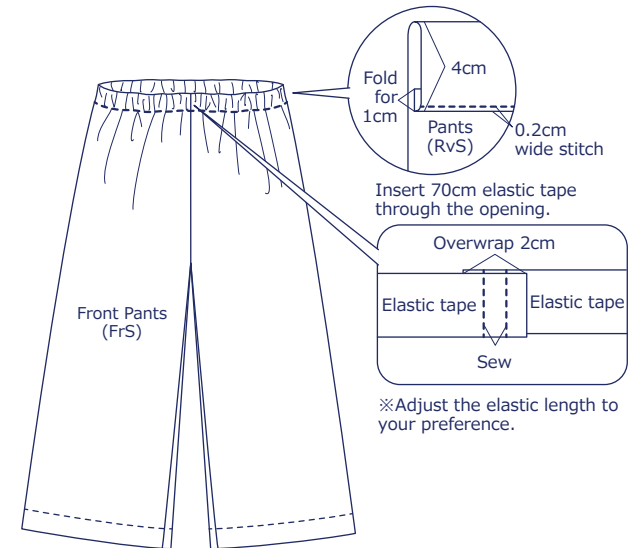


Apply zigzag stitches on the seams together and press it down to the right pants side.

3. Fold the hem in three and apply stitches



4. Fold the waist in three and apply stitches. Insert the elastic to finish



have fun with KOKKA fabric! produced by KOKKA

kokka-fabric.com

The craft projects and works featured in kokka-fabric.com are strictly for personal use and enjoyment. Please refrain from selling handmade items using the same exact design (including the pieces made in different fabrics) featured in kokka-fabric.com.