



Two-Way Tote Bag

Design & work: Kokka Fabric

Size: about 35cm (l)
about 44cm (w)
about 10cm (gusset)
(excludes handle and shoulder strap)

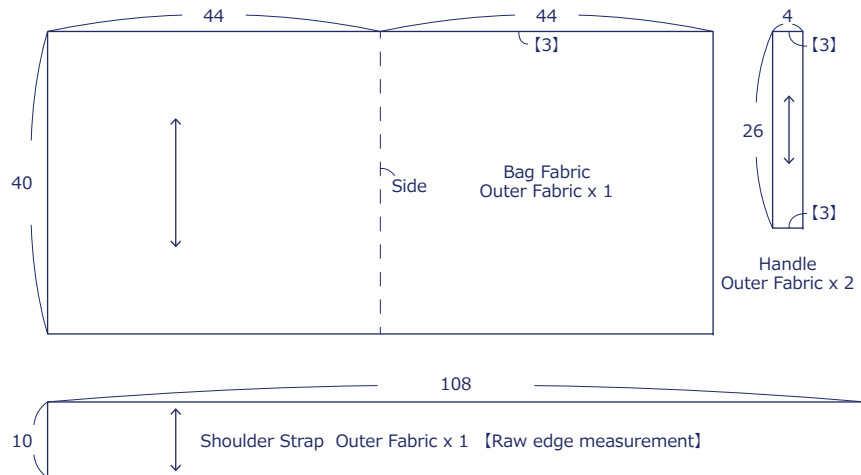
Materials

□ Outer Fabric: about 110cm wide x 60cm

Fabric shown for this sample: YKA-19010-2D

Pattern and Cutting Layout

Unit: cm 【 】 : Seam allowance
Add 1cm seam when cutting the fabric unless otherwise specified.



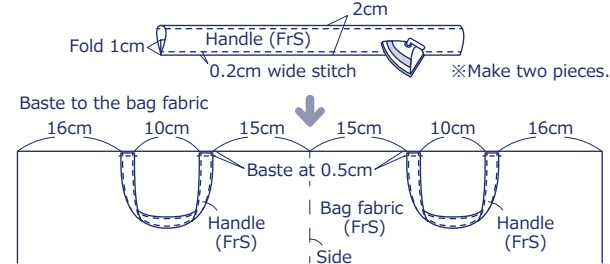
have fun with KOKKA fabric! produced by KOKKA
kokka-fabric.com

The craft projects and works featured in kokka-fabric.com are strictly for personal use and enjoyment.
Please refrain from selling handmade items using the same exact design (including the pieces made in different fabrics) featured in kokka-fabric.com.

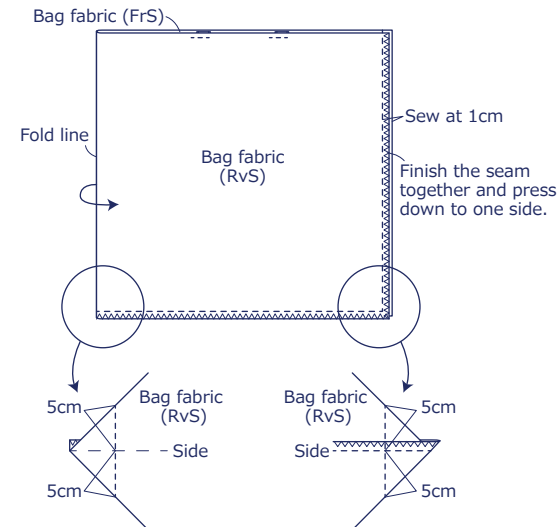
Instructions Front Side - (FrS), Reverse Side (RvS)

1. Make the handle and baste it to the bag fabric

Fold to the finish measurement and apply stitches.

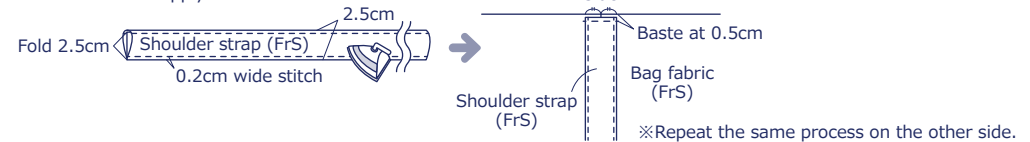


2. With the front sides facing each other, fold bag fabric and sew sides, bottom and gusset

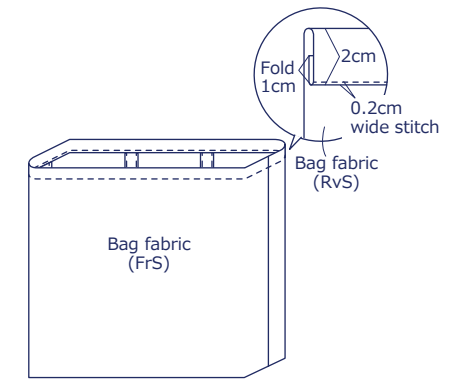


3. Make the shoulder strap and baste it to bag fabric

Fold in four and apply stitches.



4. Turn it inside out. Fold the bag opening in three and apply stitches



5. Pull up handles and shoulder strap. Apply stitches around the bag opening to finish

