



Cache Coeur (Wrap Around) Dress

Design & work: Kokka Fabric

Size: Medium

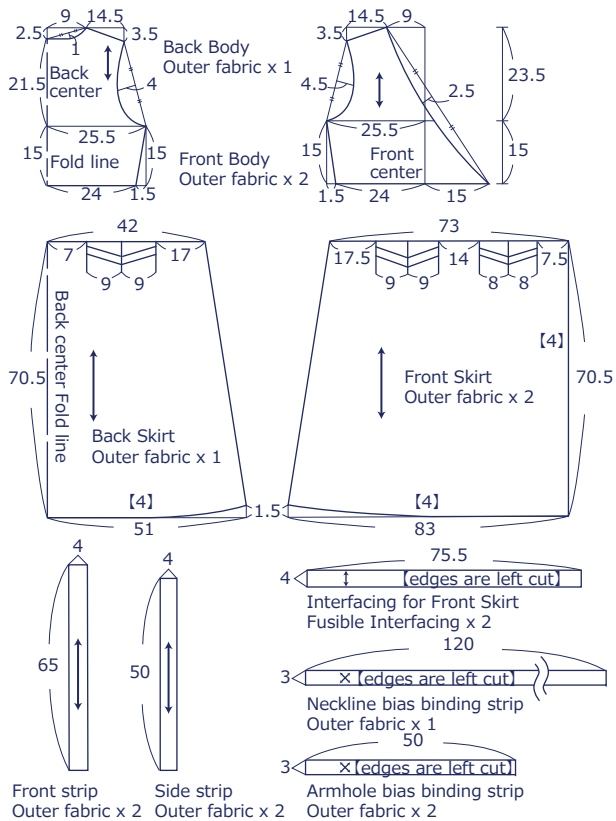
Materials

- Outer fabric: 110cm wide x 330cm
- Fusible interfacing (thin): 90cm wide x 10cm

Fabric shown for this sample: YKA-19030-1C

Pattern Making

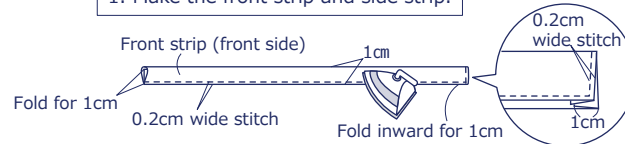
※ Seam not included.
Unit: Centimeters (cm) []: Seam. All seam allowances 1cm unless otherwise stated.



※ Adhere fusible interfacing on the front edge of the seam of front skirt.
※ If the bias binding strip is short, piece together the strips to make enough length.

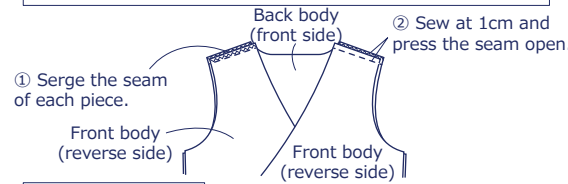
Instructions

1. Make the front strip and side strip.

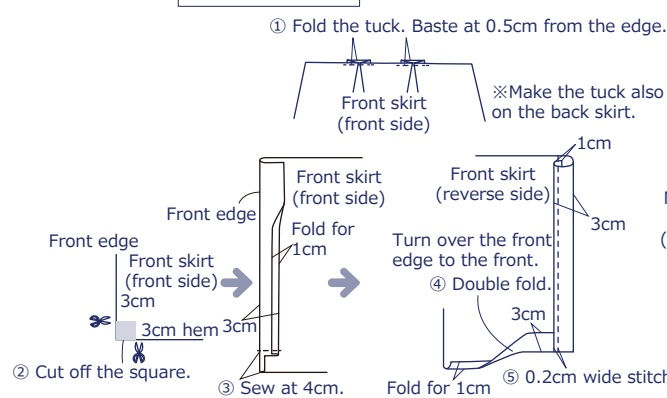


※ Make two pieces each - front strips and side strips

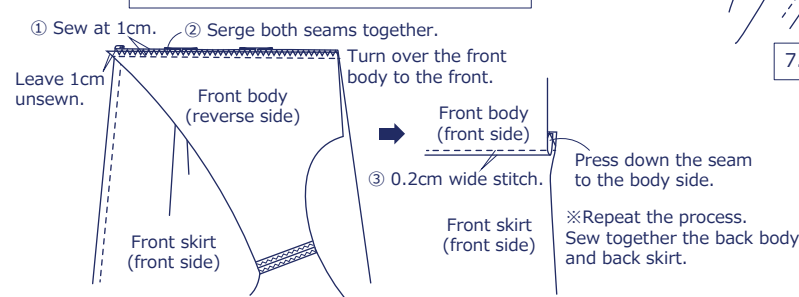
2. With the front sides facing each other, sew together the bodies at the shoulders and sides.



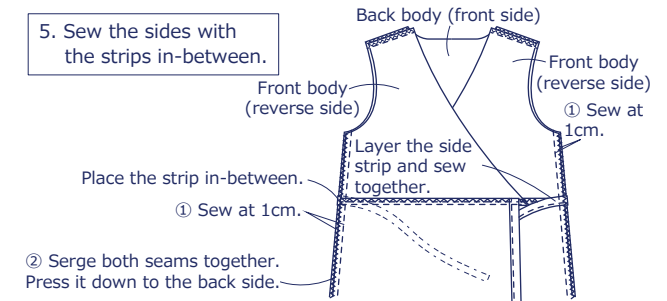
3. Make the skirt.



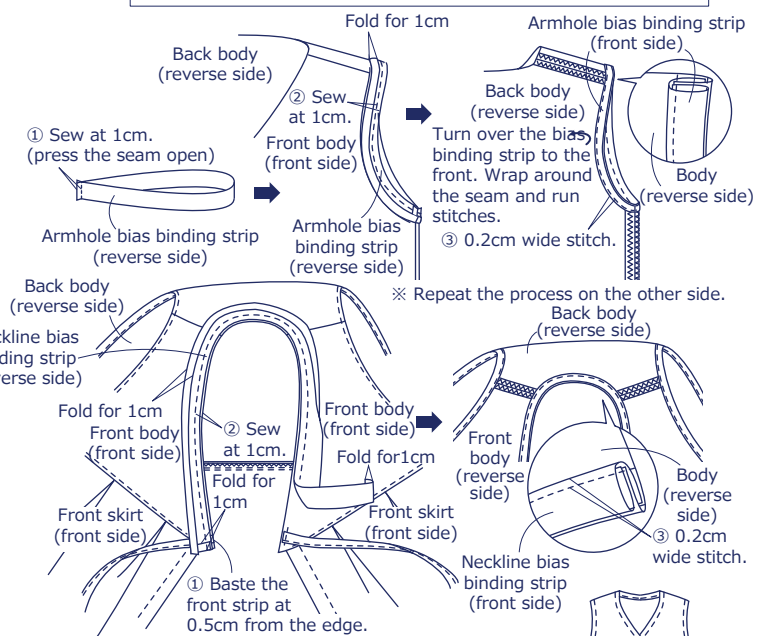
4. With the front sides facing each other, sew together the body and skirt.



5. Sew the sides with the strips in-between.



6. Attach the bias binding strip to the armhole and neckline.



7. Double fold the hem and sew to finish.

