



Shoes Case

Design & work: Kokka Fabric

Size: about 31cm (l)
about 24cm (w)
about 13.5cm (d)

Materials

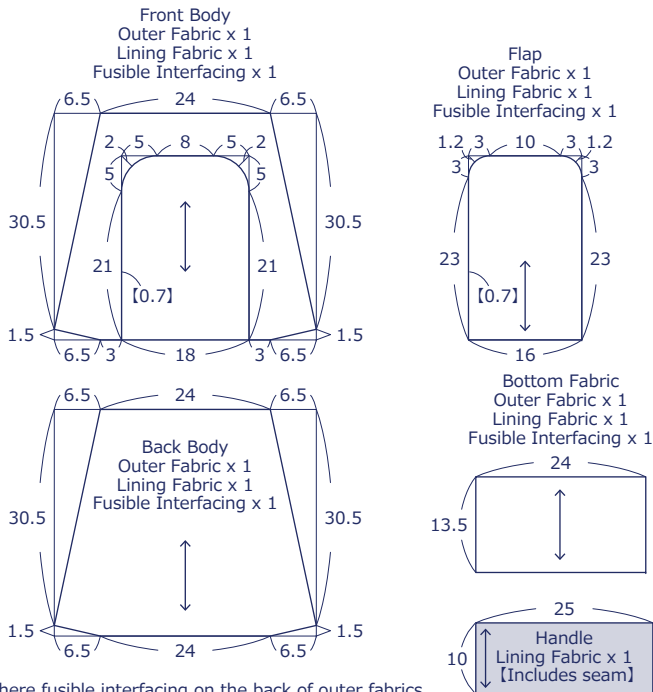
- Outer Fabric: about 110cm wide x 50cm
- Lining Fabric: about 110cm wide x 50cm
- Fusible Interfacing (heavy weight): about 110cm wide x 50cm
- Zipper: 35cm or longer x two pieces

Fabric shown for this sample: YGA-71010-1A

Pattern & Cutting Layout

Unit: cm [] : Seam Allowance

When you cut the fabric, add 1cm seam allowance unless specified otherwise.



※Adhere fusible interfacing on the back of outer fabrics.

have fun with KOKKA fabric! produced by KOKKA

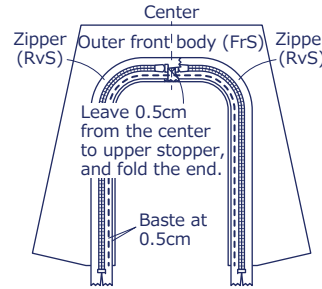
kokka-fabric.com

The craft projects and works featured in kokka-fabric.com are strictly for personal use and enjoyment. Please refrain from selling handmade items using the same exact design (including the pieces made in different fabrics) featured in kokka-fabric.com.

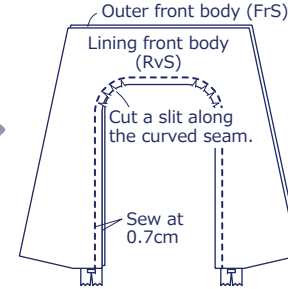
Instructions Front Side - (FrS), Reverse Side (RvS)

1. Attach the zipper

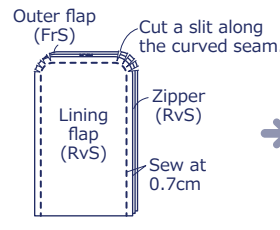
With the front sides facing each other, baste together outer front body and zipper.



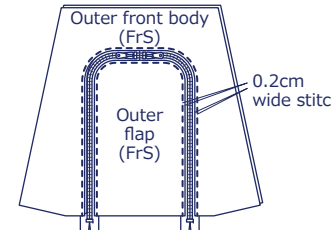
Layer lining front body and sew.



Baste the zipper to outer flap. Layer the lining flap and sew together.

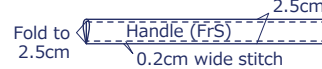


Turn it inside out and apply stitches.

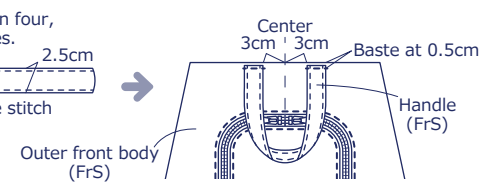


2. Make the handle and baste it on the outer front body

Fold the handle in four, and apply stitches.

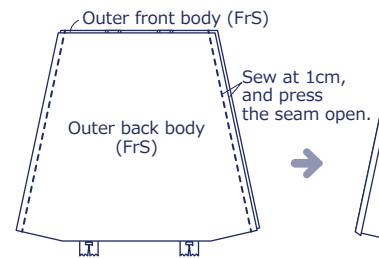


Baste it to the outer front body.

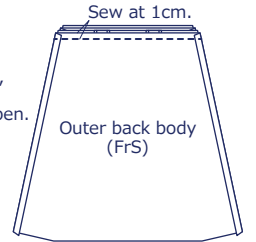


3. Sew the sides and top of the body

With the front sides facing each other, sew outer front body and outer back body.



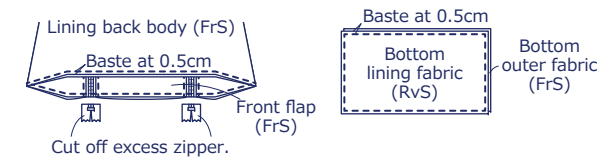
Layer the outer front body and lining front body, and sew at the top.



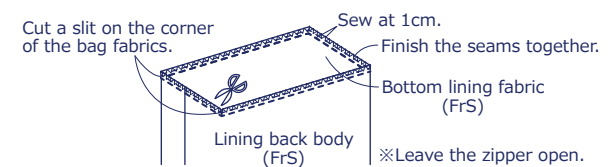
※Repeat the same process for lining front body and lining back body.

4. Sew together the body and bottom fabric

With the front sides facing outside, baste the body and bottom fabrics respectively.



With the front sides facing each other, sew outer front body and bottom outer fabric.



5. Turn it inside out, and align the shape to finish

